





**SATIETY**  
WEIGHT MANAGEMENT

**SATIETY**  
WEIGHT MANAGEMENT

**DIABETIC**

**SATIETY**  
WEIGHT MANAGEMENT  
SMALL DOGS **S**

**GLYCOADVANCED**

**GLYCOBALANCE**

**SATIETY**  
+  
**MOBILITY**

**GLYCOBALANCE**  
SMALL DOGS **S**

**URINARY S/O**  
+  
**BLADDER COMFORT**  
+  
**SATIETY**

**HYPOALLERGENIC**  
+  
**SATIETY**

**SATIETY**  
+  
**MOBILITY**

**URINARY S/O**  
+  
**SATIETY**

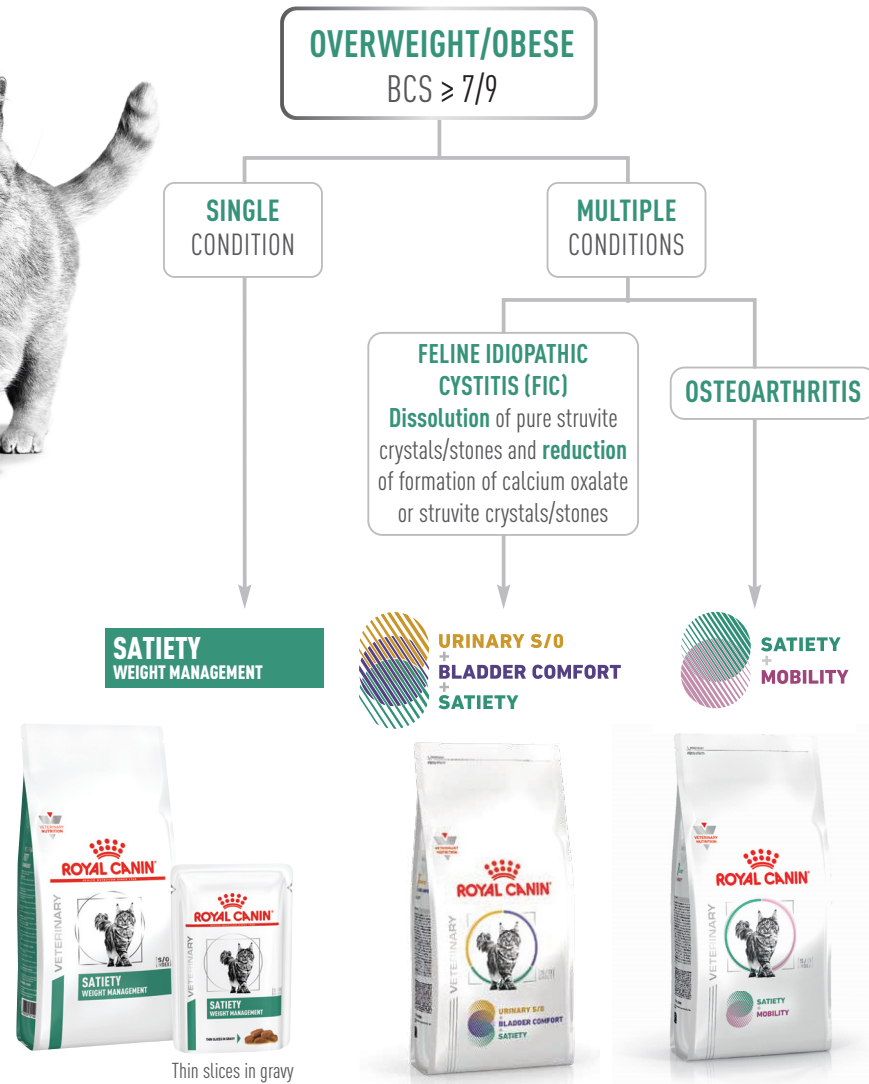
This resource has been produced with the greatest care and incorporates the most up-to-date scientific information and research findings. We recommend that you refer to our packaging as the primary reference for product information as this can change with time. Bearing in mind the diversity and complexity of clinical cases in dogs and cats, it is important to note that the suggestions in this resource for further tests and therapeutic options cannot be exhaustive. Under no circumstances should the treatments and dietary solutions suggested here replace examination by a veterinary surgeon.

The publishers and the authors will accept no responsibility for the failure of any of the treatments or nutritional solutions put forward in this resource. Not for use in Canada and in USA.

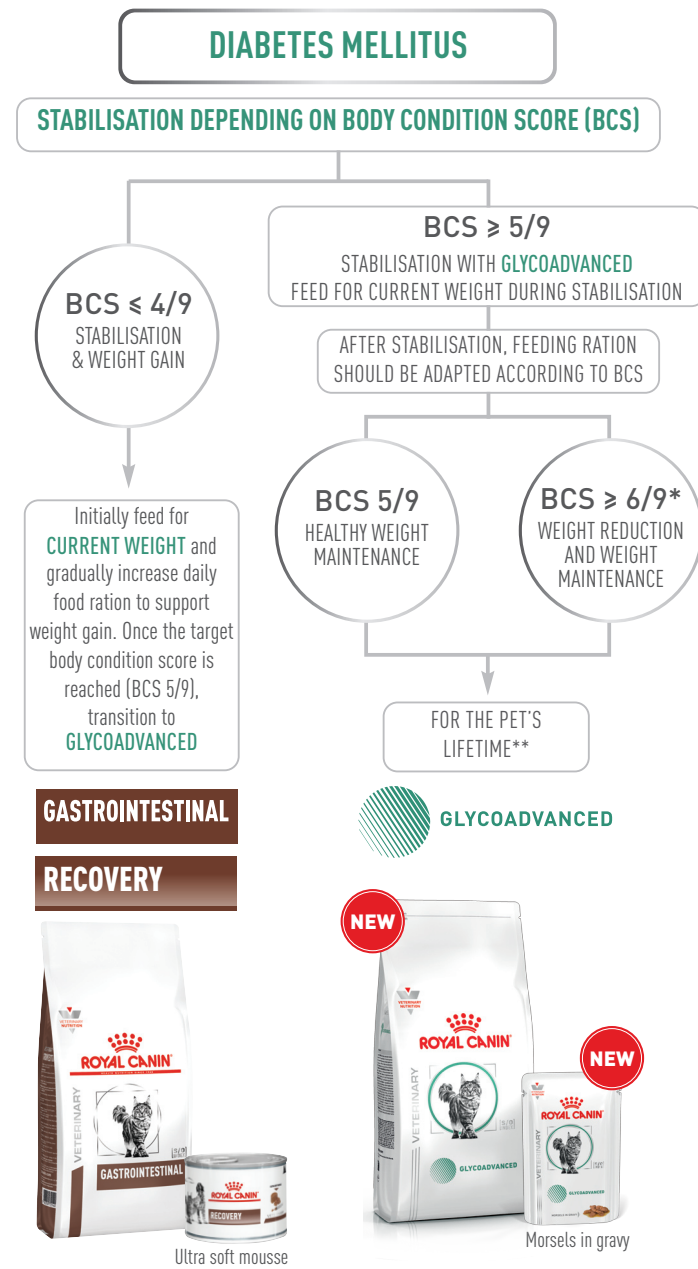
While the information is considered to be true and correct at the date of publication (**March 2026**), changes in circumstances after the time of publication may impact on the accuracy of the information.



# FELINE NUTRITIONAL MANAGEMENT DECISION TREE



Thin slices in gravy



Ultra soft mousse

Morsels in gravy

In addition to supporting adult cats with gastrointestinal disorders, the **GASTROINTESTINAL** and **RECOVERY** diets can also be recommended for adult diabetic cats with BCS  $\leq$  4/9 due to the high energy content and moderate starch level.



**HAVE YOU TRIED OUR WEIGHT LOSS PLAN FEATURE?** A simple tool to help you build a tailored plan with clear nutritional recommendations to support effective weight loss. Powered by all Royal Canin formulas, it's accessible on Royal Canin Vet Services and supports your recommendations once a pet is identified as having overweight or obesity. Visit [vet.royalcanin.com](http://vet.royalcanin.com) or contact your sales representative to learn more.

**GLYCOADVANCED** is recommended for diabetic cats with BCS  $\geq$  5/9, including newly diagnosed or not yet stabilised cases. To support the regulation of blood glucose levels and to help resume physiological glucose management in cats with BCS  $\geq$  6/9, caloric intake should be restricted to achieve weight reduction once clinical signs are stable and fair to good glycaemic control is achieved.<sup>1,2,3,4</sup>

\*Caloric allocation should be adjusted based on individual history to achieve or maintain the target body condition score. In some cases, a BCS of 6/9 may be considered an acceptable target.

**DIABETIC**

See Product Book pages for details

\*\* Patients with diabetes should be regularly assessed for concurrent diseases which may influence the prioritised goals of nutritional management. If indicated, nutritional management should be modified accordingly.

- Behrend *et al.* AAHA diabetes management guidelines for dogs and cats. J Am Anim Hosp Assoc. 2018;54(1):1-21.
- Sparkes *et al.* ISFM consensus guidelines on the practical management of diabetes mellitus in cats. J Feline Med Surg. 2015;17(3):235-250.
- Jørgensen FK, Kieler IN, Xia D, *et al.* Effect of 12-week, intentional caloric restriction, using a novel therapeutic diabetic diet suitable for weight reduction, on glycaemic control in overweight cats with diabetes mellitus: an international prospective, randomised clinical trial. J Vet Med 2025: In Press 2025.
- Bjarnvad CR, Jørgensen FK, Mohanty A, *et al.* 12-week intentional caloric restriction with a novel purpose formulated feline diabetic weight loss diet is effective and well tolerated in overweight diabetic cats. J Anim Physiol Anim Nutr 2025: In Press 2025.

This information is provided for veterinary professionals. The products presented here are not intended to serve as veterinary medicines and do not preclude appropriate medical management.





# SATIETY WEIGHT MANAGEMENT



Available in 400 g, 1.5, 3.5 and 6 kg bags

## RECOMMENDED DAILY INTAKE & FEEDING DURATION

ADULT CAT	IDEAL WEIGHT (KG)	STAGE		
		START	IF NO LOSS AFTER 4 WEEKS <sup>2</sup>	SUGGESTED DAILY INTAKE AFTER WEIGHT LOSS
		grams	grams	grams
2	28	22	30	
2.5	33	26	35	
3	38	30	40	
3.5	42	33	45	
4	46	37	49	
4.5	51	40	53	
5	54	43	58	
5.5	58	46	62	
6	62	49	65	
6.5	66	52	69	
7	69	55	73	
7.5	73	58	77	
8	76	60	80	

<sup>2</sup> Review the weight loss plan including: BCS, ideal weight, feeding volume and measuring before making any adjustments.

**IDEAL WEIGHT** should be determined according to weight and Body Condition Score (BCS) of the individual. The recommended daily intake is based on the pet's ideal weight. The starting ration may need to be adjusted during follow up visits. The optimal weight loss rate is 0.5-2% body weight per week.

**MAINTENANCE RATION:** Energy requirements to maintain stable body weight after weight loss are lower than those of cats that have never been obese. It is recommended to continue feeding the weight loss diet once ideal or target weight has been achieved. To maintain ideal weight, gradually increase the daily food intake until weight has stabilised.

Maintenance rations may need to be adjusted based on the individual. If the cat regains more than 5% of body weight, the ration should be decreased to weight loss rations.

It is recommended to use digital food scales for measuring daily food allowance and divide the daily food intake into a minimum of 3 meals.

<sup>1</sup> Flanagan J et al. An international multi-centre cohort study of weight loss in overweight cats: Differences in outcome in different geographical locations. *PLoS One*. 2018 Jul 25;13(7):e0200414.

## WEIGHT MANAGEMENT

### RECOMMENDED FOR WEIGHT LOSS AND MAINTENANCE AFTER WEIGHT LOSS IN CASE OF

- Overweight/obesity
- Stabilised diabetes mellitus with overweight/obesity
- Hyperlipidaemia with overweight/obesity

### NOT RECOMMENDED IN CASE OF

- Cats with a history of constipation in response to a high fibre diet
- Growth, gestation/lactation



### EFFECTIVE WEIGHT MANAGEMENT

Supports safe weight loss and helps limit weight regain. 97% of cats lost weight in 3 months.<sup>1</sup>



### BEGGING CONTROL

High natural fibre level helps keep cats satisfied between meals. Helped control begging in 82% of cats during weight loss.<sup>1</sup>



### MUSCLE MASS MAINTENANCE

High protein content helps support healthy weight loss while maintaining muscle mass.

### KEY VALUES

	Per 1000 kcal	Per 100g as fed
Crude Fibre:	48.03 g	14.60 g
Moisture	18.09 g	5.50 g
Protein	111.84 g	34 g
Fat content	29.61 g	9 g
Dietary Fibre	79.93 g	24.30 g
Ash	28.29 g	8.60 g
NFE	92.43 g	28.10 g
Gluco-Chondro	164.47 mg	50 mg
Omega-6	6.09 g	1.85 g
Omega-3	1.55 g	0.47 g
EPA + DHA	0.66 g	0.20 g
Calcium	4.44 g	1.35 g
Phosphorus	3.72 g	1.13 g
Sodium	1.81 g	0.55 g
Potassium	3.62 g	1.10 g
Chloride	3.78 g	1.15 g
Magnesium	0.33 g	0.10 g
Taurine	0.82 g	0.25 g
L-Carnitine	65.79 mg	20 mg
Vitamin D	328.94 IU	100 IU
Metabolisable energy*		304 Kcal

\* Calculated according to NRC2006TDF.



This diet is formulated to promote a healthy urinary environment.

### COMPOSITION

Dehydrated poultry protein, vegetable fibres, manioc (tapioca), hydrolysed animal proteins, wheat flour, wheat gluten\*\*, maize gluten, animal fats, chicory pulp, minerals, psyllium husks and seeds, fish oil, marigold meal, glucosamine from fermentation, hydrolysed cartilage (source of chondroitin).

\*\* L.I.P.: protein selected for its very high digestibility.

### ADDITIVES (KG)\*\*

Nutritional additives: Vitamin A: 25000 IU, Vitamin D3: 1000 IU, Iron {3b103}: 33 mg, Iodine {3b201, 3b202}: 3.3 mg, Copper {3b405, 3b406}: 10 mg, Manganese {3b502, 3b504}: 43 mg, Zinc {3b603, 3b605, 3b606}: 133 mg, Selenium {3b801, 3b811, 3b812}: 0.05 mg - Preservatives - Antioxidants.

\*\*\* Values reflect only levels added to the formula, not those naturally occurring in components of the diet.



# SATIETY WEIGHT MANAGEMENT



THIN SLICES IN GRAVY

Available in box of 12 pouches of 85 g

## RECOMMENDED DAILY INTAKE & FEEDING DURATION

ADULT CAT	IDEAL WEIGHT (KG)	STAGE					
		START		IF NO LOSS AFTER 4 WEEKS <sup>1</sup>		SUGGESTED DAILY INTAKE AFTER WEIGHT LOSS	
		grams	pouch	grams	pouch	grams	pouch
2	130	1 ½	105	1	140	1 ½	
2.5	155	2	120	1 ½	165	2	
3	175	2	140	1 ½	185	2	
3.5	195	2 ½	155	2	205	2 ½	
4	215	2 ½	170	2	225	2 ½	
4.5	235	3	185	2	245	3	
5	250	3	200	2 ½	265	3	
5.5	270	3	215	2 ½	285	3 ½	
6	285	3 ½	225	2 ½	305	3 ½	
6.5	305	3 ½	240	3	320	4	
7	320	4	255	3	340	4	
7.5	335	4	265	3	355	4	
8	350	4	280	3 ½	370	4 ½	

One pouch is equivalent to 18 g of SATIETY dry product.

<sup>1</sup> Review the weight loss plan including: BCS, ideal weight, feeding volume and measuring before making any adjustments.

**IDEAL WEIGHT** should be determined according to weight and Body Condition Score (BCS) of the individual. The recommended daily intake is based on the pet's ideal weight. The starting ration may need to be adjusted during follow-up visits, based on each individual's response and the rate of weight loss. The optimal weight loss rate is 0.5-2% body weight per week.

**MAINTENANCE RATION:** Energy requirements to maintain stable body weight after weight loss are lower than those of cats that have never been obese.

It is recommended to continue feeding the weight loss diet once ideal or target weight has been achieved. To maintain ideal weight, gradually increase the daily food intake until weight has stabilised.

Maintenance rations may need to be adjusted based on the individual. If the cat regains more than 5% of body weight, the ration should be decreased to weight loss rations.

It is recommended to use digital food scales for measuring daily food allowance and divide the daily food intake into a minimum of 3 meals.

## WEIGHT MANAGEMENT

### RECOMMENDED FOR WEIGHT LOSS AND MAINTENANCE AFTER WEIGHT LOSS IN CASE OF

- Overweight/obesity
- Stabilised diabetes mellitus with overweight/obesity
- Hyperlipidaemia with overweight/obesity

### NOT RECOMMENDED IN CASE OF

- Growth, gestation/lactation



### EFFECTIVE WEIGHT MANAGEMENT

Helps support safe weight loss and limits weight regain.



### BEGGING CONTROL

Formulation that helps keep cats satisfied between meals.



### MUSCLE MASS MAINTENANCE

High protein content helps maintain muscle mass during weight loss.

### KEY VALUES

	Per 1000 kcal	Per 100g as fed
Crude Fibre	48.03 g	14.60 g
Moisture	135 g	84 g
Protein	122 g	7.60 g
Fat content	37.04 g	2.30 g
Ash	27.38 g	1.70 g
Carbohydrate (NFE)	53.14 g	3.30 g
Dietary Fibre	24.15 g	1.50 g
Omega-6	9.66 g	0.60 g
Omega-3	0.81 g	0.05 g
EPA + DHA	0.13 g	0.01 g
Calcium	3.86 g	0.24 g
Phosphorus	3.22 g	0.20 g
Sodium	3.06 g	0.19 g
Magnesium	0.16 g	0.01 g
Taurine	1.29 g	0.08 g
L-Carnitine	51.53 mg	3.20 mg
Vitamin D	403 IU	25 IU
Metabolisable energy*		66.6 Kcal

\* Calculated according to NRC2006TDF.



This diet is formulated to promote a healthy urinary environment.

### COMPOSITION

Poultry by-products, pork by-products, pork blood products, powder cellulose, rice flour, corn starch mixture, minerals, yeasts and part thereof, marigold meal, glucosamine, hydrolysed cartilage (source of chondroitin).

### ADDITIVES (KG)\*\*

Nutritional additives: Vitamin D3: 220 IU, Iron {3b103}: 8 mg, Iodine {3b202}: 0.26 mg, Copper {3b405, 3b406}: 2.1 mg, Manganese {3b502, 3b503, 3b504}: 2.4 mg, Zinc {3b603, 3b605, 3b606}: 24 mg.

\*\* NOTE: Values reflect only levels added to the formula, not those naturally occurring in components of the diet.



# DIABETIC



Available in  
1.5 and  
3.5 kg bags

## RECOMMENDED DAILY INTAKE & FEEDING DURATION

ADULT CAT	CAT'S WEIGHT (KG)	BODY CONDITION		
		THIN	NORMAL	OVERWEIGHT
		grams	grams	grams
2	40	33	26	
2.5	46	39	31	
3	53	44	35	
3.5	59	49	39	
4	65	54	43	
4.5	70	59	47	
5	76	63	51	
5.5	81	68	54	
6	86	72	58	
6.5	91	76	61	
7	96	80	64	
7.5	101	84	67	
8	106	88	71	
8.5	111	92	74	
9	115	96	77	
9.5	120	100	80	
10	124	104	83	

ROYAL CANIN® GLYCOADVANCED is the first line recommendation for newly diagnosed cats with diabetes mellitus (see Product Book pages for details).

For owners currently feeding their cat ROYAL CANIN® DIABETIC diet, the recommendations are:

- BCS > 6/9 - transition to GLYCOADVANCED to help support a return to a healthy weight.
- Well-controlled + healthy weight (BCS 5/9) - may benefit from a transition to GLYCOADVANCED. However, DIABETIC can continue to be fed if the owner and veterinarian prefer.

If using DIABETIC for newly diagnosed cases of diabetes mellitus, it should be fed until clinical signs are stable and fair to good glycaemic control is achieved. After this, nutritional management should be guided by assessment of the cat's weight and Body Condition Score (BCS).

- Healthy weight and shape (BCS 5/9): Can continue to feed DIABETIC if the owner and vet prefer but may benefit from a transition to GLYCOADVANCED.
- Overweight or obesity: transition to GLYCOADVANCED (BCS > 6/9) or SATIETY WEIGHT MANAGEMENT (BCS > 7/9).

In insulin treated cats, insulin dosage may require adjustment in response to dietary change; it is highly recommended that blood glucose and insulin responses are monitored when starting or changing the diet, including changes in feeding amounts.

The diabetic patient should be regularly assessed for concurrent disease. If indicated, the nutritional management should be revised.

## DIABETES MELLITUS

### RECOMMENDED FOR CASES OF

- Diabetes mellitus and a Body Condition Score (BCS) < 6/9
- Diabetes mellitus and a BCS > 7/9, until glycaemic control has been achieved

### NOT RECOMMENDED IN CASE OF

- Growth, gestation/lactation



### GLUCOMODULATION

Specific formula utilising cereals with a low glycaemic index and selected fibres to help in the management of post-prandial blood glucose in diabetic cats.



### HIGH PROTEIN

Helps reduce net energy supply and support the maintenance of muscle mass essential in diabetic cats.



### LOW STARCH

Formula contains a reduced level of starch to help limit postprandial blood glucose.

### KEY VALUES

	Per 1000 kcal	Per 100g as fed
Ash	20.87 g	7.90 g
Moisture	14.53 g	5.50 g
Digestible Carbohydrates (Starch)	50.20g	19.00 g
Protein	120 g	46 g
Fat Content	31.42 g	12 g
Crude Fibre	10.74 g	4.1 g
Carbohydrate [NFE]	64.73 g	24.5 g
Dietary Fibre	30.11 g	11.5 g
Omega-6	7.11 g	2.69 g
Omega-3	1.73 g	0.66 g
EPA + DHA	0.82 g	0.31 g
L-Carnitine	52.37 mg	20 mg
Gluco-chondro	0 mg	0 mg
Calcium	2.75 g	1.04 g
Phosphorus	2.38 g	0.9 g
Sodium	2.09 g	0.8 g
Potassium	2.25 g	0.85 g
Magnesium	0.18 g	0.07 g
Taurine	0.58 g	0.22 g
Vitamin A	7201 IU	2750 IU
Vitamin C	78.55 mg	30 mg
Vitamin D	262 IU	100 IU
Metabolisable energy*		378.5 Kcal

\*Calculated according to NRC2006CF.



This diet is formulated to promote a healthy urinary environment.

### COMPOSITION

Dehydrated poultry protein, barley, wheat gluten\*\*, maize gluten, soya protein isolate\*\*, tapioca, animal fats, hydrolysed animal proteins, vegetable fibres, chicory pulp, minerals, fish oil, psyllium husks and seeds, fructo-oligo-saccharides, soya oil, marigold extract (source of lutein). Sources of carbohydrates: barley, tapioca.

\*\* L.I.P.: protein selected for its very high digestibility.

### ADDITIVES (KG)\*\*

Nutritional additives: Vitamin A: 25000IU, Vitamin D3: 1000IU, Iron (3b103): 33mg, Iodine (3b201, 3b202): 3.3mg, Copper (3b405, 3b406): 10mg, Manganese (3b502, 3b504): 43mg, Zinc (3b603, 3b605, 3b606): 130mg, Selenium (3b801, 3b811, 3b812): 0.05mg - Preservatives - Antioxidants.

\*\*\* Values reflect only levels added to the formula, not those naturally occurring in components of the diet.

# DIABETIC



THIN SLICES IN GRAVY

Available in box  
of 12 pouches  
of 85g

## RECOMMENDED DAILY INTAKE & FEEDING DURATION

ADULT CAT	CAT'S WEIGHT (KG)	BODY CONDITION					
		THIN		NORMAL		OVERWEIGHT	
		grams	pouch	grams	pouch	grams	pouch
2	195	2 + 1/2	165	2	130	1 + 1/2	
2.5	230	2 + 1/2	190	2	155	2	
3	260	3	220	2 + 1/2	175	2	
3.5	290	3 + 1/2	245	3	195	2 + 1/2	
4	320	4	270	3	215	2 + 1/2	
4.5	350	4	290	3 + 1/2	235	3	
5	375	4 + 1/2	315	3 + 1/2	250	3	
5.5	405	5	335	4	270	3	
6	430	5	355	4	285	3 + 1/2	
6.5	455	5 + 1/2	380	4 + 1/2	300	3 + 1/2	
7	480	5 + 1/2	400	4 + 1/2	320	4	
7.5	500	6	420	5	335	4	
8	525	6	440	5	350	4	
8.5	550	6 + 1/2	460	5 + 1/2	365	4 + 1/2	
9	570	6 + 1/2	475	5 + 1/2	380	4 + 1/2	
9.5	595	7	495	6	395	4 + 1/2	
10	615	7	515	6	410	5	

One pouch is equivalent to 17 g of DIABETIC dry product.

ROYAL CANIN® GLYCOADVANCED is the first line recommendation for newly diagnosed cats with diabetes mellitus (see Product Book pages for details).

For owners currently feeding their cat ROYAL CANIN® DIABETIC diet, the recommendations are:

- BCS > 6/9 - transition to GLYCOADVANCED to help support a return to a healthy weight.
- Well-controlled + healthy weight (BCS 5/9) - may benefit from a transition to GLYCOADVANCED. However, DIABETIC can continue to be fed if the owner and veterinarian prefer.

If using DIABETIC for newly diagnosed cases of diabetes mellitus, it should be fed until clinical signs are stable and fair to good glycaemic control is achieved. After this, nutritional management should be guided by assessment of the cat's weight and Body Condition Score (BCS).

- Healthy weight and shape (BCS 5/9): Can continue to feed DIABETIC if the owner and vet prefer but may benefit from a transition to GLYCOADVANCED.
- Overweight or obesity: transition to GLYCOADVANCED (BCS > 6/9) or SATIETY WEIGHT MANAGEMENT (BCS > 7/9).

In insulin treated cats, insulin dosage may require adjustment in response to dietary change; it is highly recommended that blood glucose and insulin responses are monitored when starting or changing the diet, including changes in feeding amounts.

The diabetic patient should be regularly assessed for concurrent disease. If indicated, the nutritional management should be revised.

## DIABETES MELLITUS

### RECOMMENDED FOR CASES OF

- Diabetes mellitus and a Body Condition Score (BCS) < 6/9
- Diabetes mellitus and a BCS > 7/9, until glycaemic control has been achieved

### NOT RECOMMENDED IN CASE OF

- Growth, gestation/lactation



### GLUCOMODULATION

Specific formula utilising cereals with a low glycaemic index and selected fibres to help in the management of postprandial blood glucose in diabetic cats.



### HIGH PROTEIN

Helps reduce net energy supply and maintenance of muscle mass essential in diabetic cats.



### LOW STARCH

Formula that contains a reduced level of starch to help limit postprandial blood glucose.

### KEY VALUES

	Per 1000 kcal	Per 100g as fed
Moisture	1063 g	82.50 g
Protein	114.69 g	8.9 g
Fat content	41.24 g	3.2 g
Digestible Carbohydrates (starch)	15.46 g	1.2 g
Carbohydrate [NFE]	36.08 g	2.8 g
Crude Fibre	14.18 g	1.1 g
Dietary Fibre	19.33 g	1.5 g
Omega-6	7.73 g	0.60 g
Omega-3	2.19 g	0.17 g
EPA + DHA	1.38 g	0.11 g
Calcium	3.74 g	0.29 g
Phosphorus	2.71 g	0.21 g
Sodium	2.06 g	0.16 g
Arginine	7.09 mg	0.55 g
Crude Ash	21.91 g	1.7 g
Essential Fatty Acids	7.5 g	0.54 g
L-Carnitine	15.46 mg	1.2 mg
Total Sugars	18 g	1.3 g
Moisture	1063 g	82.5 g
Metabolisable energy*		78 Kcal

\*Calculated according to NRC2006CF.



This diet is formulated to promote a healthy urinary environment.

### COMPOSITION

Poultry by-products, pork by-products, pork blood products, maize starch\*\*, hydrolysed pork collagen, powder cellulose, minerals, fish oil, marigold meal. \*\*Carbohydrate source: 1.5%.

### ADDITIVES (KG)\*\*

Nutritional additives: Vitamin D3: 270 IU, Iron (3b103): 3 mg, Iodine (3b201, 3b202): 0.4 mg, Copper (3b405, 3b406): 3 mg, Manganese (3b502, 3b504): 0.8 mg, Zinc (3b603, 3b605, 3b606): 8 mg - Technological additives: Clinoptilolite of sedimentary origin: 1 g.

\*\*\* Values reflect only levels added to the formula, not those naturally occurring in components of the diet.





# GLYCOADVANCED

**RECOMMENDED FOR CASES OF**

- Diabetes mellitus and Body Condition Score (BCS) ≥ 5/9

**NOT RECOMMENDED IN CASE OF**

- Underweight (BCS <5/9)
- Growth, gestation/lactation

Proven in a 12-week clinical study with a veterinarian-approved diabetic management programme:

- TO SUPPORT GLUCOMODULATION**  
To support the regulation of blood glucose levels.
- TO SUPPORT GLUCOSE METABOLISM**  
To help resume physiological glucose management in a majority of diabetic cats undergoing a weight loss programme.
- TO PROMOTE HEALTHY WEIGHT**  
To support complementary beneficial effects in both weight and glucose management in overweight diabetic cats.

**S/O<sup>®</sup> INDEX** This diet is formulated to promote a healthy urinary environment.

KEY VALUES	Per 1000 kcal	Per 100g as fed
Moisture	16.12 g	5.50 g
Protein	138 g	47 g
Fat content	26.38 g	9 g
Crude fibre	28.14 g	9.60 g
Crude ash	23.15 g	7.90 g
Carbohydrate (NFE)	61.55 g	21 g
Total dietary fibre	58.32 g	19.90 g
Omega-6 fatty acids	5.74 g	1.96 g
Omega-3 fatty acids	1.47 g	0.50 g
EPA + DHA	0.88 g	0.30 g
Calcium	2.81 g	0.96 g
Phosphorus	2.49 g	0.85 g
Potassium	3.66 g	1.25 g
Sodium	1.82 g	0.62 g
Chloride	4.19 g	1.43 g
Magnesium	0.18 g	0.06 g
Copper	4.98 mg	1.70 mg
Taurine	0.59 g	0.20 g
L-carnitine	70.34 mg	24 mg
Metabolisable energy**		341.20 Kcal

\*\*Calculated according to NRC 2006 CF.

**COMPOSITION**  
Dehydrated poultry proteins, wheat gluten, vegetable fibres, soya protein isolate, barley\*\*\*, hydrolysed animal proteins, maize gluten, manioc (tapioca)\*\*\*, psyllium husks and seeds, minerals, animal fats, chicory pulp, yeast products, algal oil Schizochytrium sp., fish oil, marigold meal.

\*\*\*Carbohydrate sources: 11.1%.

**ADDITIVES (KG)\*\*\*\***  
Nutritional additives: Vitamin A: 24800 IU, Vitamin D3: 1000 IU, Iron [3b103]: 25 mg, Iodine [3b201, 3b202]: 2.5 mg, Copper [3b405, 3b404]: 7.8 mg, Manganese [3b502, 3b504]: 33 mg, Zinc [3b603, 3b605, 3b606]: 100 mg, Selenium [3b801, 3b811, 3b812]: 0.03 mg - Antioxidants.

\*\*\*\* Values reflect only levels added to the formula, not those naturally occurring in components of the diet.

Available in 1.5 and 3.5 kg bags

## RECOMMENDED DAILY INTAKE & FEEDING DURATION

ADULT CAT	IDEAL WEIGHT / TARGET* WEIGHT (KG)	HEALTHY WEIGHT MAINTENANCE	STARTING WEIGHT LOSS	MAINTENANCE AFTER WEIGHT LOSS
		grams	grams	grams
3	51	35	40	
3.5	57	39	44	
4	63	43	49	
4.5	68	47	53	
5	74	50	57	
5.5	79	54	61	
6	84	57	65	
6.5	89	61	69	
7	93	64	72	
7.5	98	67	76	
8	103	70	79	
8.5	107	73	83	
9	112	76	86	
9.5	116	79	90	
10	120	82	93	

\*Cats with BCS ≥ 6/9 should initially be fed for their current weight. Once clinical signs are stable and fair to good glycaemic control has been achieved, caloric restriction can be undertaken (feeding volume for caloric restriction should be based on the cat's ideal weight). For cats undergoing weight reduction, we recommend a follow-up consultation 2-4 weeks after starting the diet to assess their individual response. **NOTE: The use of this food may affect the cat's sensitivity to insulin. In insulin treated cats, insulin dosage may require adjustment in response to dietary change; it is highly recommended that blood glucose and insulin responses are monitored when starting or changing the diet, including changes in feeding amounts. In the management of diabetes mellitus, it is recommended to keep the type of food and daily rationing as consistent as possible. Divide the daily ration into several meals and have fresh water available at all times.**

ROYAL CANIN® GLYCOADVANCED dry is a complete dietetic feed for cats formulated for the reduction of excessive body weight and for the regulation of glucose supply (diabetes mellitus). Low energy density and low level of mono- and disaccharides.

**RECOMMENDATIONS:** your advice as a veterinarian is necessary before use and before extending the period of use of this diet. Feed this diet until target body weight is achieved and after, if required, to maintain target body weight. For cats, a transition period when starting the diet is advised. For efficient weight loss or ideal weight maintenance, the recommended daily energy intake should not be exceeded. For the regulation of glucose supply, feed this diet initially for up to 6 months. The diet may be continued for the cat's lifetime with veterinary follow-up.



# GLYCOADVANCED



Available in a box of 12 pouches of 85 g

## RECOMMENDED DAILY INTAKE & FEEDING DURATION

ADULT CAT	IDEAL WEIGHT / TARGET* WEIGHT (KG)	HEALTHY WEIGHT MAINTENANCE	STARTING WEIGHT LOSS	MAINTENANCE AFTER WEIGHT LOSS
		grams pouch	grams pouch	grams pouch
3	275	3	190	2
3.5	310	3 + 1/2	210	2 + 1/2
4	340	4	230	2 + 1/2
4.5	370	4 + 1/2	250	3
5	400	4 + 1/2	270	3
5.5	425	5	290	3 + 1/2
6	455	5 + 1/2	310	3 + 1/2
6.5	480	5 + 1/2	330	4
7	505	6	345	4
7.5	530	6	365	4 + 1/2
8	555	6 + 1/2	380	4 + 1/2
8.5	580	7	395	4 + 1/2
9	605	7	415	5
9.5	630	7 + 1/2	430	5 + 1/2
10	650	7 + 1/2	445	5

\*Cats with BCS ≥ 6/9 should initially be fed for their current weight. Once clinical signs are stable and fair to good glycaemic control has been achieved, caloric restriction can be undertaken (feeding volume for caloric restriction should be based on the cat's ideal weight). For cats undergoing weight reduction, we recommend a follow-up consultation 2-4 weeks after starting the diet to assess their individual response. **NOTE: The use of this food may affect the cat's sensitivity to insulin. In insulin treated cats, insulin dosage may require adjustment in response to dietary change; it is highly recommended that blood glucose and insulin responses are monitored when starting or changing the diet, including changes in feeding amounts. In the management of diabetes mellitus, it is recommended to keep the type of food and daily rationing as consistent as possible. Divide the daily ration into several meals and have fresh water available at all times.**

ROYAL CANIN® GLYCOADVANCED morsels in gravy is a complete dietetic feed for cats formulated for the reduction of excessive body weight and for the regulation of glucose supply (diabetes mellitus). Low energy density and low level of mono- and disaccharides.

**RECOMMENDATIONS:** your advice as a veterinarian is necessary before use and before extending the period of use of this diet. Feed this diet until target body weight is achieved and after, if required, to maintain target body weight. For cats, a transition period when starting the diet is advised. For efficient weight loss or ideal weight maintenance, the recommended daily energy intake should not be exceeded. For the regulation of glucose supply, feed this diet initially for up to 6 months. The diet may be continued for the cat's lifetime with veterinary follow-up.

\*\*\* Values reflect only levels added to the formula, not those naturally occurring in components of the diet.



**RECOMMENDED FOR CASES OF**

- Diabetes mellitus and Body Condition Score (BCS) ≥ 5/9

**NOT RECOMMENDED IN CASE OF**

- Underweight (BCS <5/9)
- Growth, gestation/lactation

Proven in a 12-week clinical study with a veterinarian-approved diabetic management programme:

- TO SUPPORT GLUCOMODULATION**  
To support the regulation of blood glucose levels.
- TO SUPPORT GLUCOSE METABOLISM**  
To help resume physiological glucose management in a majority of diabetic cats undergoing a weight loss programme.
- TO PROMOTE HEALTHY WEIGHT**  
To support complementary beneficial effects in both weight and glucose management in overweight diabetic cats.

**S/O<sup>®</sup> INDEX** This diet is formulated to promote a healthy urinary environment.

KEY VALUES	Per 1000 kcal	Per 100g as fed
Moisture	1446 g	84 g
Protein	170 g	9.90 g
Fat content	27.54 g	1.60 g
Crude fibre	30.98 g	1.80 g
Crude ash	24.10 g	1.40 g
Carbohydrate (NFE)	22.38 g	1.30 g
Total dietary fibre	43.03 g	2.50 g
Omega-6 fatty acids	6.88 g	0.40 g
Omega-3 fatty acids	1.38 g	0.08 g
EPA + DHA	1.03 g	0.06 g
Calcium	2.07 g	0.12 g
Phosphorus	1.72 g	0.10 g
Potassium	3.44 g	0.20 g
Sodium	2.41 g	0.14 g
Chloride	4.99 g	0.29 g
Magnesium	0.33 g	0.02 g
Copper	7.57 mg	0.44 mg
Taurine	1.20 g	0.07 g
L-carnitine	74.01 mg	4.30 mg
Metabolisable energy**		58.10 Kcal

\*\*Calculated according to NRC 2006 CF.

**COMPOSITION**  
Poultry by-products, pork by-products, pork blood products, powder cellulose, hydrolysed pork collagen, minerals, dried beet pulp, algal oil Schizochytrium sp., fish oil, psyllium husks and seeds, marigold meal.

**ADDITIVES (KG)\*\*\***  
Nutritional additives: Vitamin D3: 50 IU, Taurine: 0.7 g, Iron [3b103]: 5 mg, Iodine [3b202]: 0.35 mg, Copper [3b405, 3b406]: 2.3 mg, Manganese [3b502, 3b503, 3b504]: 1.5 mg, Zinc [3b603, 3b605, 3b606]: 15 mg - Technological additives: Clinoptilolite of sedimentary origin: 1 g - Sensory additives: Flavours.

\*\*\* Values reflect only levels added to the formula, not those naturally occurring in components of the diet.





# SATIETY + MOBILITY



Available in 1.5 kg bags

### RECOMMENDED DAILY INTAKE & FEEDING DURATION

ADULT CAT	IDEAL WEIGHT (kg)	STAGE			
		WEIGHT LOSS		MAINTENANCE AFTER WEIGHT LOSS	
		grams	cups	grams	cups
2	29	3/8	30	3/8	
2.5	34	3/8	36	4/8	
3	38	4/8	40	4/8	
3.5	43	4/8	45	4/8	
4	47	5/8	50	5/8	
4.5	51	5/8	54	5/8	
5	55	5/8	58	6/8	
5.5	59	6/8	62	6/8	
6	63	6/8	66	6/8	
6.5	66	6/8	70	7/8	
7	70	7/8	74	7/8	
7.5	73	7/8	78	1	
8	77	1	81	1	
8.5	80	1	85	1	
9	84	1	88	1 + 1/8	
9.5	87	1 + 1/8	92	1 + 1/8	
10	90	1 + 1/8	95	1 + 1/8	

**Weight loss:** Individual target weight is determined and then feeding amount established. The recommended daily intake is based on the cat's ideal weight. The starting ration may need to be adjusted during follow-up visits, based on each individual's response and the rate of weight loss. An objective of losing 0.5-2% bodyweight per week is generally achievable over the first 3 months, and of 0.5-1% afterwards.

**Maintenance after weight loss:** Energy requirements to maintain stable body weight after weight loss are lower than those of cats that have never had obesity. Based on current scientific knowledge, our maintenance after weight loss rations are calculated by increasing the weight loss ration by about 10%.

It is recommended to divide the daily intake into several meals and have fresh water available at all times.

**ROYAL CANIN® SATIETY + MOBILITY** dry is a complete dietetic feed for cats formulated for the reduction of excessive body weight and for the support of the metabolism of joints in the case of osteoarthritis. Low energy density, high levels of DHA and total omega-3 fatty acids, increased levels of methionine and manganese, and adequate level of vitamin E.

**RECOMMENDATIONS:** your advice as a veterinarian is necessary before use and before extending the period of use of this diet. Feed this diet until target body weight is achieved and after if required to maintain target body weight. For cats, a transition period when starting the diet is advised. For an efficient weight loss or ideal weight maintenance, the recommended daily energy intake should not be exceeded. For the support of the metabolism of joints in the case of osteoarthritis, feed this diet initially up to 3 months before recheck. The diet may be continued for the cat's lifetime with vet follow-up.

### RECOMMENDED FOR CASES OF

#### Weight management:

- Overweight/obesity: weight loss and maintenance after weight loss
- Stabilised diabetes mellitus with overweight/obesity
- Hyperlipidaemia with overweight/obesity

#### Joint conditions/mobility:

- Osteoarthritis
- Joints in need of support after orthopaedic surgery or trauma
- Decreased mobility

### NOT RECOMMENDED IN CASES OF

- Growth, gestation/lactation
- Underweight
- Conditions where high fibre content is not recommended (eg: chronic constipation/history of constipation in response to a high fibre diet)



#### EFFECTIVE WEIGHT MANAGEMENT

Provides safe weight loss and helps avoid weight regain. 97% of cats lost weight in 3 months using this nutritional approach.\*



#### BEGGING CONTROL

High level of selected fibres helps keep cats satisfied between meals. Nutritional approach shown to help control begging in 82% of cats during weight loss.\*



#### LOW CALORIE

Overweight can negatively impact mobility. Low calorie content to help achieve and maintain an ideal body weight, thus supporting healthy mobility.



#### JOINT SUPPORT

With Green Lipped Mussel and a high level of omega-3 fatty acids (EPA+DHA) to support mobility and joints in the case of osteoarthritis.



This diet is formulated to promote a healthy urinary environment.

\*Flanagan J et al (2018) An international multi-centre cohort study of weight loss in overweight cats: Differences in outcome in different geographical locations. *PLoS One*; 13(7):e0200444.

### KEY VALUES

	Per 1000 kcal	Per 100g as fed
Moisture	17.75 g	5.50 g
Protein	110 g	34 g
Fat content	29.05 g	9 g
Crude fibre	48.10 g	14.90 g
Ash	28.08 g	8.70 g
Carbohydrate (NFE)	90.06 g	27.90 g
Dietary fibre	79.41 g	24.60 g
Omega-6 fatty acids	5.71 g	1.77 g
Omega-3 fatty acids	3.49 g	1.08 g
EPA + DHA	2.68 g	0.83 g
Glucosamine + Chondroitin	323 mg	100 mg
Calcium	4.33 g	1.34 g
Phosphorus	3.39 g	1.05 g
Sodium	1.78 g	0.55 g
Chloride	2.78 g	0.86 g
Magnesium	0.19 g	0.06 g
Vitamin D	323 IU	100 IU
Vitamin E	235.60 IU	730 IU
Taurine	0.61 g	0.19 g
Metabolisable energy**		309.80 Kcal
**Calculated according to NRC 2006.		
Docosahexaenoic acid (DHA): 0.6% - Methionine: 0.64% - Manganese: 53mg/		

### COMPOSITION

Dehydrated poultry proteins, vegetable fibres, manioc (tapioca), hydrolysed animal proteins, wheat flour, maize gluten, wheat gluten, minerals, chicory pulp, animal fats, algal oil Schizochytrium sp. (source of EPA+DHA), maize flour, psyllium husks and seeds, New Zealand green-lipped mussel powder (GLM) (0.29%), glucosamine from fermentation, marigold meal, fish oil, hydrolysed cartilage (source of chondroitin 0.0005%).

### ADDITIVES (KG)\*\*\*

Nutritional additives: Vitamin A: 25500 IU, Vitamin D3: 1000 IU, Iron (3b103): 29 mg, Iodine (3b201, 3b202): 2.9 mg, Copper (3b405, 3b406): 9 mg, Manganese (3b502, 3b504): 37 mg, Zinc (3b603, 3b605, 3b606): 123 mg, Selenium (3b801, 3b811, 3b812): 0.04 mg - Antioxidants.

\*\*\* Values reflect only levels added to the formula, not those naturally occurring in components of the diet.



# URINARY S/O + BLADDER COMFORT + SATIETY



Available in 2 kg bags

### RECOMMENDED DAILY INTAKE & FEEDING DURATION

ADULT CAT	IDEAL WEIGHT (kg)	STAGE			
		WEIGHT LOSS		MAINTENANCE AFTER WEIGHT LOSS	
		grams	cups	grams	Cups
2	28	2/8	30	3/8	
2.5	33	2/8	35	3/8	
3	38	3/8	40	4/8	
3.5	42	3/8	45	4/8	
4	47	4/8	49	5/8	
4.5	51	4/8	54	5/8	
5	55	4/8	58	6/8	
5.5	58	4/8	62	6/8	
6	62	5/8	66	6/8	
6.5	66	5/8	70	7/8	
7	69	5/8	73	7/8	
7.5	73	6/8	77	7/8	
8	76	6/8	81	1	
8.5	80	6/8	84	1	
9	83	6/8	88	1	
9.5	86	6/8	91	1 + 1/8	
10	89	7/8	95	1 + 1/8	

**Weight loss:** Individual target weight is determined and then feeding amount established. The recommended daily intake is based on the cat's ideal weight. The starting ration may need to be adjusted during follow-up visits, based on each individual's response and the rate of weight loss. An objective of losing 0.5-2% bodyweight per week is generally achievable over the first 3 months, and of 0.5-1% afterwards. Maintenance after weight loss: Energy requirements to maintain stable body weight after weight loss are lower than those of cats that have never had obesity. Based on current scientific knowledge, our maintenance after weight loss rations are calculated by increasing the weight loss ration by about 10%.

It is recommended to divide the daily intake into several meals and have fresh water available at all times.

**ROYAL CANIN® URINARY S/O + BLADDER COMFORT + SATIETY** dry is a complete dietetic feed for cats formulated for the dissolution of struvite stones, the reduction of struvite stone recurrence, for feline lower urinary tract disease and for the reduction of excessive body weight. Urine acidifying or metastabilising properties for struvite and/or urine acidifying properties.

**RECOMMENDATIONS:** your advice as a veterinarian is necessary before use and before extending the period of use of this diet. Feed this diet 5 to 12 weeks for the dissolution of struvite stones and initially up to 6 months before recheck for the reduction of struvite stone recurrence. Feed until the target body weight is achieved and after if required to maintain target body weight. For cats, a transition period when starting the diet is advised.

For an efficient weight loss or ideal weight maintenance, the recommended daily energy intake should not be exceeded. The diet may be continued for the cat's lifetime with vet follow-up.



### RECOMMENDED FOR CASES OF

#### Urinary disorders:

- Feline Idiopathic Cystitis (FIC)
- Struvite uroliths and urethral plugs: dissolution and management of recurrence
- Calcium oxalate uroliths: management of recurrence
- Stress or anxiety-related urinary conditions
- Management of risk factors for Feline Lower Urinary Tract Disease (FLUTD) : overweight, insufficient water intake and exposure to increased environmental challenges

#### Weight management:

- Overweight/obesity: weight loss and maintenance after weight loss
- Stabilised diabetes mellitus with concomitant overweight/obesity
- Hyperlipidaemia with concomitant overweight/obesity

### NOT RECOMMENDED FOR CASES OF

- Growth, gestation or lactation
- Azotaemic Chronic Kidney Disease (IRIS stage 2 to 4)
- Concurrent use of urine-acidifying drugs
- Congestive Heart Failure / Cardiac Disease (when sodium restriction is sought)
- Conditions where high fibre content is not recommended (eg: chronic constipation, severe arthritis making defecation difficult)



#### STRUVITE DISSOLUTION

Helps dissolve struvite stones



#### HYDRATION SUPPORT

This diet encourages cats' natural drinking behaviour. It promotes urine dilution thus limiting urine saturation.



#### BLADDER COMFORT

This diet contains a combination of nutrients to address the leading risk factors of FLUTD including FIC.



#### WEIGHT MANAGEMENT

Formulated to support safe weight loss, control begging and help limit weight regain.



This diet is formulated to promote a healthy urinary environment.

### KEY VALUES

	Per 1000 kcal	Per 100g as fed
Moisture	17.59 g	5.50 g
Protein	109 g	34 g
Fat content	28.79 g	9 g
Crude Fibre	46.71 g	14.60 g
Ash	26.23 g	8.20 g
Carbohydrate (NFE)	90.85 g	28.4 g
Dietary Fibre	78.37 g	24.50 g
Omega-6 fatty acids	5.76 g	1.80 g
Omega-3 fatty acids	1.79 g	0.56 g
EPA + DHA	1.02 g	0.32 g
Calcium	2.85 g	0.89 g
Phosphorus	2.56 g	0.80 g
Potassium	2.59 g	0.81 g
Sodium	3.61 g	1.13 g
Chloride	6.05 g	1.89 g
Magnesium	0.16 g	0.05 g
Vitamin A	8890 IU	2520 IU
Vitamin D	289 IU	100 IU
Metabolisable energy*		312.60 kcal

\*Calculated according to NRC 2006 CF. Sulphur 0.71%

### COMPOSITION

Dehydrated poultry proteins, vegetable fibres, wheat gluten, manioc (tapioca), wheat flour, hydrolysed animal proteins, minerals, animal fats, chicory pulp, maize gluten, fish oil, maize flour, psyllium husks and seeds, marigold meal, hydrolysed milk protein, glucosamine from fermentation, hydrolysed cartilage (source of chondroitin).

### ADDITIVES (KG)\*\*\*

Nutritional additives: Vitamin A: 25200 IU, Vitamin D3: 1000 IU, Iron (3b103): 30 mg, Iodine (3b201, 3b202): 3.1 mg, Copper (3b405, 3b406): 9 mg, Manganese (3b502, 3b504): 40 mg, Zinc (3b603, 3b605, 3b606): 95 mg, Selenium (3b801, 3b811, 3b812): 0.04 mg - Antioxidants.

\*\*\* Values reflect only levels added to the formula, not those naturally occurring in components of the diet.



## CATS MIXED FEEDING GUIDELINES

24H

### MIX: SATIETY CAT DRY + SATIETY CAT WET POUCH

IDEAL WEIGHT (KG)	POUCH	STAGE		
		START	IF NO LOSS AFTER 4 WEEKS*	SUGGESTED DAILY INTAKE AFTER WEIGHT LOSS
		DRY (G)	DRY (G)	DRY (G)
2	1+	10	5	13
3	1+	20	13	24
4	1+	28	21	34
5	1+	36	28	43
6	1+	44	35	52
7	1+	51	41	61
8	1+	58	47	69

\* Review the weight loss plan including: BCS, ideal weight, feeding volume and measuring before making any adjustments.



## CATS MIXED FEEDING GUIDELINES

24H

### MIX: GLYCOADVANCED + GLYCOADVANCED WET POUCH 85G






IDEAL WEIGHT / TARGET* WEIGHT (KG)	POUCH	HEALTHY WEIGHT MAINTENANCE	STARTING WEIGHT LOSS	MAINTENANCE AFTER WEIGHT LOSS
		DRY (G)	DRY (G)	DRY (G)
		3	1+	35
3.5	1+	41	23	28
4	1+	47	27	33
4.5	1+	53	31	37
5	1+	58	35	41
5.5	1+	63	38	45
6	1+	68	42	49
6.5	1+	73	45	53
7	1+	78	48	57
7.5	1+	82	51	60
8	1+	87	54	64
8.5	1+	92	58	67
9	1+	96	61	71
9.5	1+	100	64	74
10	1+	105	67	77

\* For overweight cats, we recommend following the feeding guidelines for the cat's target body weight, once clinical signs are stable and fair to good glycaemic control is achieved. For cats undergoing weight reduction, we recommend a follow-up consultation 2-4 weeks after starting the diet to assess their individual response.

24H

### MIX: DIABETIC CAT DRY + DIABETIC CAT WET POUCH

CAT'S WEIGHT (KG)	POUCH	BODY CONDITION		
		 THIN	 NORMAL	 OVERWEIGHT
		DRY (G)	DRY (G)	DRY (G)
2	1+	22	16	9
3	1+	36	27	18
4	1+	48	37	26
6	1+	69	55	40
8	1+	89	71	53



## WEIGHT MANAGEMENT

# CALCULATIONS

### HOW TO CALCULATE IDEAL BODY WEIGHT

BODY CONDITION SCORE	VARIATION FROM IDEAL BODY WEIGHT	CALCULATION
5	100% Ideal body weight	Ideal body weight
6	10% Overweight	$\frac{\text{Current body weight}}{1.1}$
7	20% Overweight	$\frac{\text{Current body weight}}{1.2}$
8	30% Overweight	$\frac{\text{Current body weight}}{1.3}$
9	40% Overweight	$\frac{\text{Current body weight}}{1.4}$

### CALCULATING PERCENTAGE WEIGHT LOSS

1

$$\frac{\text{Weight lost}}{\text{Body weight at last weigh-in}} \times 100$$

2

Example:  
33.6kg dog lost 0.9kg

$$\frac{0.9}{33.6} \times 100 = 2.7\%$$

Divide by number of weeks on diet to get average weight loss per week

3



Safe weight loss:-

Dogs = 1-3% per week\*



Cats = 0.5-2% per week

Average weight loss for cats and dogs is 0.8% per week.

\*for the first 12 weeks



# CANINE NUTRITIONAL MANAGEMENT DECISION TREE



\* Patients with diabetes should be regularly assessed for concurrent diseases which may influence the prioritised goals of nutritional management. If indicated, nutritional management should be modified accordingly.  
1. Behrend et al. AAHA diabetes management guidelines for dogs and cats. J Am Anim Hosp Assoc. 2018;54(1):1-21. This information is provided for veterinary professionals.  
The products presented here are not intended to serve as veterinary medicines and do not preclude appropriate medical management.



In dogs with diabetes and obesity, once clinical signs are stable and fair to good glycaemic control is achieved, weight reduction is critical to help support insulin sensitivity.<sup>1</sup>

Caloric allocation should be adjusted based on individual history to achieve or maintain the target body condition score.



**HAVE YOU TRIED OUR WEIGHT LOSS PLAN FEATURE?** A simple tool to help you build a tailored plan with clear nutritional recommendations to support effective weight loss. Powered by all Royal Canin formulas, it's accessible on Royal Canin Vet Services and supports your recommendations once a pet is identified as having overweight or obesity. Visit [vet.royalcanin.com](http://vet.royalcanin.com) or contact your sales representative to learn more.





# SATIETY WEIGHT MANAGEMENT



Available in  
1.5, 6 and  
12kg bags

## RECOMMENDED DAILY INTAKE & FEEDING DURATION

ADULT DOG	IDEAL WEIGHT (KG) <sup>2</sup>	STAGE		
		START	IF NO LOSS AFTER 4 WEEKS <sup>3</sup>	SUGGESTED DAILY INTAKE AFTER WEIGHT LOSS
		grams	grams	grams
10	148	126	139	
12	169	145	159	
14	190	163	179	
16	210	180	198	
18	229	197	216	
20	248	213	234	
25	293	251	277	
30	336	288	317	
35	378	324	356	
40	417	358	393	
45	456	391	430	
50	493	423	465	
55	530	454	500	
60	566	485	533	
70	635	544	599	
80	702	602	662	
90	767	657	723	

<sup>2</sup>For dogs less than 10kg it is recommended to use SATIETY SMALL DOGS  
<sup>3</sup>Review the weight loss plan including: BCS, ideal weight, feeding volume and measuring before making any adjustments.

**IDEAL WEIGHT** should be determined according to weight and Body Condition Score (BCS) of the individual. The recommended daily intake is based on the pet's ideal weight. The starting ration may need to be adjusted during follow up visits. An objective of losing 1-3% body weight per week is generally achievable over the first 3 months, and of 0.5-2% afterwards.

**MAINTENANCE RATION:** Energy requirements to maintain stable body weight after weight loss are lower than those of dogs that have never been obese. It is recommended to continue feeding the weight loss diet once ideal or target weight has been achieved. To maintain ideal weight, gradually increase the daily food intake until weight has stabilised. Maintenance rations may need to be adjusted based on the individual. If the dog regains more than 5% of body weight, the ration should be decreased to weight loss rations.

It is recommended to use digital food scales for measuring daily food allowance and divide the daily food intake into a minimum of 2 meals.

<sup>1</sup>Flanagan J et al. Success of a weight loss plan for overweight dogs: the results of an

## WEIGHT MANAGEMENT

### RECOMMENDED FOR WEIGHT LOSS / MAINTENANCE AFTER WEIGHT LOSS IN CASE OF

- Overweight/obesity
- Stabilised diabetes mellitus with overweight/obesity
- Hyperlipidaemia with overweight/obesity

### NOT RECOMMENDED IN CASE OF

- Dogs with a history of constipation in response to a high fibre diet
- Growth, gestation/lactation



### EFFECTIVE WEIGHT MANAGEMENT

Supports safe weight loss and helps limit weight regain. 97% of dogs lost weight in 3 months<sup>1</sup>.



### BEGGING CONTROL

High natural fibre level helps keep dogs satisfied between meals. Helped control begging in 83% of dogs during weight loss<sup>1</sup>.



### MUSCLE MASS MAINTENANCE

High protein content helps support healthy weight loss while maintaining muscle mass.

## KEY VALUES

	Per 1000 kcal	Per 100g as fed
Moisture	35.6 g	9.5 g
Protein	112.44 g	30 g
Fat Content	35.6 g	9.5 g
Crude Fibre	63.72 g	17.00 g
Total Dietary Fibre	106.07 g	28.3 g
Ash	21.73 g	5.8 g
NFE	106.07 g	28.3 g
Gluco-Chondro	749.62 mg	200 mg
Omega-6	7.6 g	2.03 g
Omega-3	2.92 g	0.78 g
EPA + DHA	1.49 g	0.4 g
Calcium	3.37 g	0.9 g
Phosphorus	2.62 g	0.7 g
Sodium	1.12 g	0.3 g
Potassium	3.37 g	0.9 g
Chloride	3.22 g	0.86 g
Magnesium	0.52 g	0.14 g
Taurine	0.75 g	0.2 g
L-Carnitine	121.81 mg	32.5 mg
Vitamin D	374.81 IU	100 IU
Metabolisable energy*		267 Kcal

\* Calculated according to NRC2006TDF.

## COMPOSITION

Vegetable fibres, dehydrated poultry protein, wheat gluten\*\*, manioc (tapioca), maize gluten, hydrolysed animal proteins, wheat, maize, animal fats, beet pulp, fish oil, minerals, psyllium husks and seeds, soya oil, fructo-oligosaccharides, glucosamine from fermentation, marigold meal, hydrolysed cartilage [source of chondroitin].

\*\*L.I.P. - protein selected for its very high digestibility.

## ADDITIVES (KG)\*\*\*

Nutritional additives: Vitamin A: 19000 IU, Vitamin D3: 1000 IU, Iron [3b103]: 35 mg, Iodine [3b201, 3b202]: 3.5 mg, Copper [3b405, 3b406]: 11 mg, Manganese [3b502, 3b504]: 46 mg, Zinc [3b603, 3b605, 3b606]: 137 mg, Selenium [3b801, 3b811, 3b812]: 0.06 mg - Preservatives - Antioxidants

\*\*\* Values reflect only levels added to the formula, not those naturally occurring in components of the diet.

# SATIETY WEIGHT MANAGEMENT



LOAF

Available in  
410g can

## RECOMMENDED DAILY INTAKE & FEEDING DURATION BASED ON 410G

ADULT DOG	IDEAL WEIGHT (KG)	STAGE					
		START		IF NO LOSS AFTER 4 WEEKS <sup>1</sup>		SUGGESTED DAILY FOOD INTAKE AFTER WEIGHT LOSS	
		grams	can 410g	grams	can 410g	grams	can 410g
2	191	2/4	164	2/4	180	2/4	
4	321	3/4	275	3/4	303	3/4	
6	435	1	373	1	410	1	
8	540	1 + 1/4	463	1 + 1/4	509	1 + 1/4	
10	638	1 + 2/4	547	1 + 1/4	602	1 + 2/4	
15	865	2	741	1 + 3/4	815	2	
20	1073	2 + 2/4	920	2 + 1/4	1012	2 + 2/4	
25	1268	3	1087	2 + 3/4	1196	3	
30	1454	3 + 2/4	1247	3	1371	3 + 1/4	
35	1633	3 + 2/4	1399	3 + 2/4	1539	3 + 3/4	
40	1805	4 + 2/4	1547	3 + 3/4	1701	4 + 1/4	
45	1971	4 + 3/4	1690	4	1859	4 + 2/4	
50	2133	5 + 1/4	1828	4 + 2/4	2011	5	
55	2291	5 + 2/4	1964	4 + 3/4	2160	5 + 1/4	
60	2446	6	2096	5	2306	5 + 2/4	

One can is equivalent to 95 g of SATIETY dry product and 94g of SATIETY SMALL DOGS dry product.

<sup>1</sup>Review the weight loss plan including: BCS, ideal weight, feeding volume and measuring before making any adjustments.

**IDEAL WEIGHT** should be determined according to weight and Body Condition Score (BCS) of the individual. The recommended daily intake is based on the pet's ideal weight. The starting ration may need to be adjusted during follow up visits. An objective of losing 1-3% body weight per week is generally achievable over the first 3 months, and of 0.5-2% afterwards.

**MAINTENANCE RATION:** Energy requirements to maintain stable body weight after weight loss are lower than those of dogs that have never been obese. It is recommended to continue feeding the weight loss diet once ideal or target weight has been achieved. To maintain ideal weight, gradually increase the daily food intake until weight has stabilised.

Maintenance rations may need to be adjusted based on the individual. If the dog regains more than 5% of body weight, the ration should be decreased to weight loss rations.

It is recommended to use digital food scales for measuring daily food allowance and divide the daily food intake into a minimum of 2 meals.

## WEIGHT MANAGEMENT

### RECOMMENDED FOR WEIGHT LOSS / MAINTENANCE AFTER WEIGHT LOSS IN CASE OF

- Overweight/obesity
- Stabilised diabetes mellitus with overweight/obesity
- Hyperlipidaemia with overweight/obesity

### NOT RECOMMENDED IN CASE OF

- Growth, gestation/lactation



### EFFECTIVE WEIGHT MANAGEMENT

Helps support safe weight loss and limits weight regain.



### BEGGING CONTROL

Nutritional profile that helps keep dogs satisfied between meals.



### MUSCLE MASS MAINTENANCE

High protein content helps support healthy weight loss while maintaining muscle mass.

## KEY VALUES

	Per 1000 kcal	Per 100g as fed
Moisture	1345.21 g	83 g
Protein	129.65 g	8 g
Fat Content	32.41 g	2 g
Crude Fibre	32.41 g	2 g
Total Dietary Fibre	51.86 g	3.2 g
Ash	16.2 g	1 g
Carbohydrate (NFE)	64.83 g	4 g
Glucosamine + chondroitin	137.76 mg	8.5 mg
Omega-6	5.67 g	0.35 g
Omega-3	1.46 g	0.09 g
EPA + DHA	0.97 g	0.06 g
Calcium	2.27 g	0.14 g
Phosphorus	1.94 g	0.12 g
Sodium	1.94 g	0.12 g
Potassium	2.27 g	0.14 g
Chloride	3.08 g	0.19 g
Magnesium	0.24 g	0.015 g
Taurine	1.22 g	0.075 g
L-Carnitine	113.45 mg	7 mg
Vitamin D	486.22 IU	30 IU
Metabolisable energy*		61.7 Kcal

\*calculated according to NRC2006TDF.



This diet is formulated to promote a healthy urinary environment.

## COMPOSITION

Meat and animal derivatives, derivatives of vegetable origin, cereals, oils and fats, minerals, molluscs and crustaceans.

## ADDITIVES (KG)\*\*

Nutritional additives: Vitamin D3: 290 IU, Iron [3b103]: 6.5 mg, Iodine [3b202]: 0.2 mg, Copper [3b405, 3b406]: 1.8 mg, Manganese [3b502, 3b503, 3b504]: 2 mg, Zinc [3b603, 3b605, 3b606]: 20 mg - Technological additives: Clinoptilolite of sedimentary origin: 1 g.

\*\* Values reflect only levels added to the formula, not those naturally occurring in components of the diet.





# SATIETY WEIGHT MANAGEMENT

SMALL DOGS



Available in 1.5, 3 and 8kg bags

## RECOMMENDED DAILY INTAKE & FEEDING DURATION

IDEAL WEIGHT (KG)	STAGE		
	START	IF NO LOSS AFTER 4 WEEKS <sup>2</sup>	SUGGESTED DAILY FOOD INTAKE AFTER WEIGHT LOSS
	grams	grams	grams
2	44	37	41
2.5	52	44	49
3	59	51	56
3.5	66	57	63
4	73	63	69
4.5	80	69	76
5	87	74	82
5.5	93	80	88
6	100	85	94
6.5	106	91	100
7	112	96	105
7.5	118	101	111
8	124	106	116
8.5	129	111	122
9	135	116	127
9.5	140	120	132
10	146	125	138

<sup>2</sup> Review the weight loss plan including: BCS, ideal weight, feeding volume and measuring before making any adjustments.

**IDEAL WEIGHT** should be determined according to weight and Body Condition Score (BCS) of the individual. The recommended daily intake is based on the pet's ideal weight. The starting ration may need to be adjusted during follow up visits. An objective of losing 1-3% body weight per week is generally achievable over the first 3 months, and of 0.5-2% afterwards.

**MAINTENANCE RATION:** Energy requirements to maintain stable body weight after weight loss are lower than those of dogs that have never been obese. It is recommended to continue feeding the weight loss diet once ideal or target weight has been achieved. To maintain ideal weight, gradually increase the daily food intake until weight has stabilised.

Maintenance rations may need to be adjusted based on the individual. If the dog regains more than 5% of body weight, the ration should be decreased to weight loss rations.

It is recommended to use digital food scales for measuring daily food allowance and divide the daily food intake into a minimum of 2 meals.

<sup>1</sup>Flanagan J et al. Success of a weight loss plan for overweight dogs: the results of an international weight loss study. *PLoS One* 2017;12(9):e0184199.

# WEIGHT MANAGEMENT

## RECOMMENDED FOR WEIGHT LOSS AND MAINTENANCE AFTER WEIGHT LOSS IN SMALL BREED DOGS (IDEAL WEIGHT < 10 KG) IN CASES OF

- Overweight/obesity
- Stabilised diabetes mellitus with overweight/obesity
- Hyperlipidaemia with overweight/obesity

## NOT RECOMMENDED IN CASE OF

- Dogs with a history of constipation in response to a high fibre diet
- Growth, gestation/lactation



**EFFECTIVE WEIGHT MANAGEMENT**  
Supports safe weight loss and helps limit weight regain. 97% of dogs lost weight in 3 months<sup>1</sup>.



**BEGGING CONTROL**  
High natural fibre level helps keep dogs satisfied between meals. Helped control begging in 83% of dogs during weight loss<sup>1</sup>.



**SPECIFICALLY FORMULATED FOR SMALL DOGS**  
Adapted formula to meet the specific digestive, dental and urinary sensitivities of small dogs.

## KEY VALUES

	Per 1000 kcal	Per 100g as fed
Moisture	35.24 g	9.5 g
Protein	111.27 g	30 g
Fat Content	35.24 g	9.5 g
Crude Fibre	57.86	15.60
Total Dietary Fibre	102 g	27.5 g
Ash	25.22 g	6.8 g
NFE	106.08 g	28.6 g
Gluco-Chondro	370.91 mg	100 mg
Omega-6	6.82 g	1.84 g
Omega-3	2.29 g	0.62 g
EPA + DHA	1.11 g	0.3 g
Calcium	3.38 g	0.91 g
Phosphorus	2.82 g	0.76 g
Sodium	2.60 g	0.7 g
Potassium	2.97 g	0.8 g
Chloride	4.71 g	1.27 g
Magnesium	0.45 g	0.12 g
Taurine	0.74 g	0.2 g
L-Carnitine	120.54 mg	32.5 mg
Vitamin D	370.91 IU	100 IU
Metabolisable energy*		269.6 Kcal

\*Calculated according to NRC2006TDF.

**[S/O®] INDEX** This diet is formulated to promote a healthy urinary environment.

## COMPOSITION

Dehydrated poultry protein, vegetable fibres, wheat gluten\*\*, manioc (tapioca), hydrolysed animal proteins, chicory pulp, wheat, maize, maize gluten, animal fats, minerals, psyllium husks and seeds, fish oil, sodium butyrate, fructo-oligosaccharides, marigold meal, glucosamine from fermentation, olysed cartilage (source of chondroitin).

\*\* L.I.P.: protein selected for its very high digestibility.

## ADDITIVES (KG)\*\*\*

Nutritional additives: Vitamin A: 19000IU, Vitamin D3: 1000IU, Iron (3b103): 34mg, Iodine (3b201, 3b202): 3.4mg, Copper (3b405, 3b406): 10mg, Manganese (3b502, 3b504): 44mg, Zinc (3b603, 3b605, 3b606): 136mg, Selenium (3b801, 3b811, 3b812): 0.05mg - Preservatives - Antioxidants.

\*\*\* Values reflect only levels added to the formula, not those naturally occurring in components of the diet.

# GLYCOBALANCE



Available in 1.5, 7 and 12 kg bags

## RECOMMENDED DAILY INTAKE & FEEDING DURATION

DOG'S WEIGHT (KG)	WEIGHT CONDITION		
	THIN	NORMAL	OVERWEIGHT
	grams	grams	grams
2	62	55	47
4	105	92	79
6	142	125	108
8	176	155	134
10	208	183	158
15	282	248	214
20	350	308	266
25	413	364	314
30	474	417	360
35	532	468	404
40	588	518	447
45	643	565	488
50	695	612	528
55	747	657	568
60	797	702	606
70	895	788	680
80	989	871	752
90	1081	951	821

**NOTE:** The use of this food may affect the dog's sensitivity to insulin. It is highly recommended that blood glucose and insulin responses are monitored when starting or changing the diet, including changes in feeding amounts. Insulin dosage may require adjustment in response to dietary changes. In the management of diabetes mellitus, it is recommended to keep the type of food and daily rationing as consistent as possible. Divide the daily ration into several meals and have fresh water available at all times.

**ROYAL CANIN® GLYCOBALANCE dry** is a complete dietetic feed for dogs formulated for the regulation of glucose supply (diabetes mellitus). Low level of mono- and disaccharides.

**RECOMMENDATIONS:** your advice as a veterinarian is necessary before use and before extending the period of use of this diet. Feed this diet initially for up to 6 months. The diet may be continued for the dog's lifetime with veterinary follow-up.

# DIABETES MELLITUS

## RECOMMENDED FOR CASES OF

- Diabetes mellitus and Body Condition Score (BCS) < 6/9
- Diabetes mellitus and BCS > 7/9, until glycaemic control has been achieved

## NOT RECOMMENDED IN CASE OF

- Growth, gestation/lactation



**GLUCOMODULATION**  
Specific formula to help in the management of post-prandial blood glucose in diabetic dogs.



**LOW STARCH**  
Formula that contains a reduced level of starch.



**HIGH PROTEIN**  
High protein content. Maintenance of muscle mass is essential in diabetic dogs.

## KEY VALUES

	Per 1000 kcal	Per 100g as fed
Moisture	28.11 g	9.50 g
Protein	109 g	37 g
Fat content	35.50 g	12 g
Crude fibre	21.30 g	7.20 g
Crude ash	15.98 g	5.40 g
Carbohydrate (NFE)	85.50 g	28.90 g
Total dietary fibre	53.25 g	18 g
Omega-6 fatty acids	7.34 g	2.48 g
Omega-3 fatty acids	1.72 g	0.58 g
EPA + DHA	0.92 g	0.31 g
Calcium	2.66 g	0.90 g
Phosphorus	1.92 g	0.65 g
Potassium	2.07 g	0.70 g
Sodium	0.89 g	0.30 g
Chloride	1.98 g	0.67 g
Magnesium	0.21 g	0.07 g
Copper	5.03 mg	1.70 mg
Taurine	0.41 g	0.14 g
L-carnitine	71.01 mg	24 mg
Metabolisable energy*		338 Kcal

\*Calculated according to NRC 2006 CF.

## COMPOSITION

Dehydrated poultry proteins, barley\*\*, wheat gluten, vegetable fibres, animal fats, maize gluten, hydrolysed animal proteins, beet pulp, manioc (tapioca)\*\*, minerals, psyllium husks and seeds, algal oil Schizochytrium sp., fish oil, marigold meal.

\*\*Carbohydrate sources: 27.4%.

## ADDITIVES (KG)\*\*\*

Nutritional additives: Vitamin A: 15600 IU, Vitamin D3: 1000 IU, Iron (3b103): 26 mg, Iodine (3b201, 3b202): 2.6 mg, Copper (3b405, 3b406): 8 mg, Manganese (3b502, 3b504): 34 mg, Zinc (3b603, 3b605, 3b606): 123 mg, Selenium (3b801, 3b811, 3b812): 0.03 mg - Preservatives - Antioxidants.

\*\*\* Values reflect only levels added to the formula, not those naturally occurring in components of the diet.





# GLYCOBALANCE

SMALL DOGS



Available in 4 and 8 kg bags

## RECOMMENDED DAILY INTAKE & FEEDING DURATION

DOG'S WEIGHT (KG)	WEIGHT CONDITION		
	THIN	NORMAL	OVERWEIGHT
	grams	grams	grams
2	62	54	47
2.5	73	64	55
3	84	74	64
3.5	94	83	71
4	104	91	79
4.5	113	100	86
5	123	108	93
5.5	132	116	100
6	141	124	107
6.5	149	131	114
7	158	139	120
7.5	166	146	126
8	175	154	133
8.5	183	161	139
9	191	168	145
9.5	199	175	151
10	206	183	157

**NOTE:** The use of this food may affect the dog's sensitivity to insulin. It is highly recommended that blood glucose and insulin responses are monitored when starting or changing the diet, including changes in feeding amounts. Insulin dosage may require adjustment in response to dietary changes. In the management of diabetes mellitus, it is recommended to keep the type of food and daily rationing as consistent as possible. Divide the daily ration into several meals and have fresh water available at all times.

ROYAL CANIN® GLYCOBALANCE SMALL DOGS dry is a complete dietetic feed for dogs formulated for the regulation of glucose supply (diabetes mellitus). Low level of mono- and disaccharides.

**RECOMMENDATIONS:** your advice as a veterinarian is necessary before use and before extending the period of use of this diet. Feed this diet initially for up to 6 months. The diet may be continued for the dog's lifetime with veterinary follow-up.

## DIABETES MELLITUS

### RECOMMENDED FOR ADULT SMALL BREED DOGS (< 10KG) IN CASE OF

- Diabetes mellitus and Body Condition Score (BCS) < 6/9
- Diabetes mellitus and BCS > 7/9, until glycaemic control has been achieved

### NOT RECOMMENDED IN CASE OF

- Growth, gestation/lactation



#### GLUCOMODULATION

Specific formula to help in the management of post-prandial blood glucose in diabetic dogs.



#### FOOD INTAKE

Formulated for palatability to promote reliable food intake at meal times.



#### SPECIFICALLY FORMULATED FOR SMALL DOGS

Adapted kibble for small jaws and formulated to help support the specific digestive, dental and urinary sensitivities of small dogs.



This diet is formulated to promote a healthy urinary environment.

### KEY VALUES

	Per 1000 kcal	Per 100g as fed
Moisture	27.88 g	9.50 g
Protein	109 g	37 g
Fat content	35.22 g	12 g
Crude fibre	19.96 g	6.80 g
Crude ash	16.14 g	5.50 g
Carbohydrate (NFE)	85.71 g	29.20 g
Total dietary fibre	52.83 g	18 g
Omega-6 fatty acids	7.25 g	2.47 g
Omega-3 fatty acids	1.70 g	0.58 g
EPA + DHA	0.91 g	0.31 g
Calcium	2.55 g	0.87 g
Phosphorus	1.91 g	0.65 g
Potassium	2.05 g	0.70 g
Sodium	0.88 g	0.30 g
Chloride	1.58 g	0.54 g
Magnesium	0.23 g	0.08 g
Copper	4.99 mg	1.70 mg
Taurine	0.38 g	0.13 g
L-carnitine	70.44 mg	24 mg
Metabolisable energy*		340.70 Kcal

\*Calculated according to NRC 2006 CF.

### COMPOSITION

Barley\*\*, dehydrated poultry proteins, wheat gluten, vegetable fibres, animal fats, beet pulp, maize gluten, hydrolysed animal proteins, manioc (tapioca)\*\*\*, minerals, psyllium husks and seeds, algal oil Schizochytrium sp., fructo-oligosaccharides, fish oil, marigold meal.

\*\*Carbohydrate sources: 26.4%.

### ADDITIVES (KG)\*\*\*

Nutritional additives: Vitamin A: 15700 IU, Vitamin D3: 1000 IU, Iron (3b103): 27 mg, Iodine (3b201, 3b202): 2.7 mg, Copper (3b405, 3b406): 8.4 mg, Manganese (3b502, 3b504): 36 mg, Zinc (3b603, 3b605, 3b606): 128 mg, Selenium (3b801, 3b811, 3b812): 0.04 mg - Preservatives - Antioxidants.

\*\*\* Values reflect only levels added to the formula, not those naturally occurring in components of the diet.

# GLYCOBALANCE



Available in 410 g cans

## RECOMMENDED DAILY INTAKE & FEEDING DURATION

DOG'S WEIGHT (KG)	WEIGHT CONDITION					
	THIN		NORMAL		OVERWEIGHT	
	grams	can	grams	can	grams	can
2	264	3/4	232	2/4	200	2/4
4	444	1	390	1	337	3/4
6	601	1 + 2/4	529	1 + 1/4	457	1
8	746	1 + 3/4	657	1 + 2/4	567	1 + 2/4
10	882	2 + 1/4	776	2	670	1 + 3/4
15	1195	3	1052	2 + 2/4	909	2 + 1/4
20	1483	3 + 2/4	1305	3 + 1/4	1127	2 + 3/4
25	1754	4 + 1/4	1543	3 + 3/4	1333	3 + 1/4
30	2010	5	1769	4 + 1/4	1528	3 + 3/4
35	2257	5 + 2/4	1986	4 + 3/4	1715	4 + 1/4
40	2495	6	2195	5 + 1/4	1896	4 + 2/4
45	2725	6 + 3/4	2398	5 + 3/4	2071	5
50	2949	7 + 1/4	2595	6 + 1/4	2241	5 + 2/4
55	3168	7 + 3/4	2787	6 + 3/4	2407	5 + 3/4
60	3381	8 + 1/4	2975	7 + 1/4	2570	6 + 1/4
70	3796	9 + 1/4	3340	8 + 1/4	2885	7
80	4195	10 + 1/4	3692	9	3188	7 + 3/4
90	4583	11 + 1/4	4033	9 + 3/4	3483	8 + 2/4

**NOTE:** The use of this food may affect the dog's sensitivity to insulin. It is highly recommended that blood glucose and insulin responses are monitored when starting or changing the diet, including changes in feeding amounts. Insulin dosage may require adjustment in response to dietary changes. In the management of diabetes mellitus, it is recommended to keep the type of food and daily rationing as consistent as possible. Divide the daily ration into several meals and have fresh water available at all times.

ROYAL CANIN® GLYCOBALANCE loaf is a complete dietetic feed for dogs formulated for the regulation of glucose supply (diabetes mellitus). Low level of mono- and disaccharides.

1 can is the equivalent of 91g of GLYCOBALANCE dry.

1 can is the equivalent of 90g of GLYCOBALANCE SMALL DOGS dry.

## DIABETES MELLITUS

### RECOMMENDED FOR CASES OF

- Diabetes mellitus and Body Condition Score (BCS) < 6/9
- Diabetes mellitus and BCS > 7/9, until glycaemic control has been achieved

### NOT RECOMMENDED IN CASE OF

- Growth, gestation/lactation



#### GLUCOMODULATION

Specific formula to help in the management of post-prandial blood glucose in diabetic dogs.



#### HIGH PROTEIN

High protein content. Maintenance of muscle mass is essential in diabetic dogs.



#### LESS THAN 1% STARCH ADDED



This diet is formulated to promote a healthy urinary environment.

### KEY VALUES

	Per 1000 kcal	Per 100g as fed
Moisture	1070 g	80 g
Protein	130 g	9.70 g
Fat content	60.16 g	4.50 g
Crude fibre	30.75 g	2.30 g
Crude ash	25.40 g	1.90 g
Carbohydrate (NFE)	21.39 g	1.60 g
Total dietary fibre	49.47 g	3.70 g
Omega-6 fatty acids	14.71 g	1.10 g
Omega-3 fatty acids	1.74 g	0.13g
EPA + DHA	1.04 g	0.08 g
Calcium	3.07 g	0.23 g
Phosphorus	2.01 g	0.15 g
Potassium	3.34 g	0.25 g
Sodium	1.47 g	0.11 g
Chloride	3.21 g	0.24 g
Magnesium	0.35 g	0.03 g
Copper	3.34 mg	0.25 mg
Taurine	0.53 g	0.04 g
L-carnitine	80.21 mg	6 mg
Metabolisable energy*		74.80 Kcal

\*Calculated according to NRC 2006 CF.

### COMPOSITION

Poultry by-products, pork by-products, powder cellulose, pork blood products, dried beet pulp, minerals, sunflower oil refined, algal oil Schizochytrium sp., fish oil, marigold meal.

### ADDITIVES (KG)\*\*

Nutritional additives: Vitamin D3: 130 IU, Iron (3b103): 5 mg, Iodine (3b202): 0.12 mg, Copper (3b405, 3b406): 0.8 mg, Manganese (3b502, 3b503, 3b504): 1.6 mg, Zinc (3b603, 3b605, 3b606): 16 mg - Technological additives: Clinoptilolite of sedimentary origin: 2 g.

\*\* Values reflect only levels added to the formula, not those naturally occurring in components of the diet.





**RECOMMENDED DAILY INTAKE & FEEDING DURATION**

ADULT DOG	IDEAL WEIGHT (kg)	STAGE			
		WEIGHT LOSS		MAINTENANCE AFTER WEIGHT LOSS	
		grams	cups	grams	cups
2	37	4/8	41	4/8	
4	63	6/8	69	7/8	
6	85	1	93	1 + 1/8	
8	105	1 + 2/8	116	1 + 3/8	
10	125	1 + 4/8	137	1 + 5/8	
15	169	2 + 1/8	186	2 + 3/8	
20	210	2 + 5/8	230	2 + 7/8	
25	248	3	272	3 + 3/8	
30	284	3 + 4/8	312	3 + 7/8	
35	319	3 + 7/8	351	4 + 2/8	
40	352	4 + 3/8	388	4 + 6/8	
45	385	4 + 6/8	423	5 + 1/8	
50	417	5 + 1/8	458	5 + 5/8	
55	447	5 + 4/8	492	6	
60	478	5 + 7/8	525	6 + 3/8	
70	536	6 + 5/8	590	7 + 2/8	
80	593	7 + 2/8	652	8	

**Weight loss:** Individual target weight is determined and then feeding amount established. The recommended daily intake is based on the dog's ideal weight. The starting ration may need to be adjusted during follow-up visits, based on each individual's response and the rate of weight loss. An objective of losing 1-3% bodyweight per week is generally achievable over the first 3 months, and of 0.5-2% afterwards.

**Maintenance after weight loss:** Energy requirements to maintain stable body weight after weight loss are lower than those of dogs that have never had obesity. Based on current scientific knowledge, our maintenance after weight loss rations are calculated by increasing the weight loss ration by about 10%. It is recommended to divide the daily intake into at least 2 meals and have fresh water available at all times. Maximum benefits on mobility support are expected after 2 to 4 weeks feeding.

**ROYAL CANIN® SATIETY + MOBILITY** dry is a complete dietetic feed for dogs formulated for the reduction of excessive body weight.

**RECOMMENDATIONS:** your advice as a veterinarian is necessary before use of this diet. Feed until target body weight is achieved and after if required to maintain target body weight. For an efficient weight loss or ideal weight maintenance, the recommended daily energy intake should not be exceeded. The diet may be continued for the dog's lifetime with vet follow-up.

**RECOMMENDED FOR CASES OF**

- Weight management:**
- Overweight/obesity: weight loss and maintenance after weight loss
  - Stabilised diabetes mellitus with overweight/obesity
  - Hyperlipidemia with overweight/obesity
- + Mobility:**
- Decreased mobility
  - Joints in need of support after orthopaedic surgery or trauma

**NOT RECOMMENDED IN CASES OF**

- Growth, gestation/lactation
- Underweight
- Conditions where high fibre content is not recommended (eg: chronic constipation/history of constipation in response to a high fibre diet)



**EFFECTIVE WEIGHT MANAGEMENT**  
Provides safe weight loss and helps avoid weight regain. 97% of dogs lost weight in 3 months using this nutritional approach\*.



**BEGGING CONTROL**  
High level of selected fibres helps keep dogs satisfied between meals. Nutritional approach shown to help control begging in 83% of dogs during weight loss\*.



**LOW CALORIE**  
Overweight can negatively impact mobility. Low calorie content to help achieve and maintain an ideal body weight, thus supporting healthy mobility.



**JOINT COMPLEX**  
Increased level of green-lipped mussel and high level of omega-3 fatty acids (EPA+DHA) to support mobility and help maintain healthy joints.

\*Flanagan J et al (2017) Success of a weight loss plan for overweight dogs: The results of an international weight loss study. *PLoS ONE* 12(9):e0184199.

**KEY VALUES**

	Per 1000 kcal	Per 100 g as fed
Moisture	36.57 g	9.50 g
Protein	115 g	30 g
Fat content	40.42 g	10.50 g
Crude fibre	64.67 g	16.80 g
Ash	23.09 g	6 g
Carbohydrate (NFE)	105 g	27.20 g
Dietary fibre	108 g	28.10 g
Omega-6 fatty acids	8.01 g	2.08 g
Omega-3 fatty acids	4.50 g	1.17 g
EPA + DHA	3.08 g	0.80 g
Glucosamine + Chondroitin	770 mg	200 mg
Calcium	3.70 g	0.96 g
Phosphorus	2.81 g	0.73 g
Sodium	1.15 g	0.30 g
Chloride	3.73 g	0.97 g
Magnesium	0.31 g	0.08 g
Vitamin D	384.91 IU	100 IU
Vitamin E	277.14 IU	72 IU
Vitamin C	115.47 mg	30 mg
Metabolisable energy**		259.80 kcal

\*\*Calculated according to NRC 2006.

**COMPOSITION**

Vegetable fibres, dehydrated poultry proteins, wheat gluten, manioc (tapioca), wheat, maize flour, hydrolysed animal proteins, maize, beet pulp, animal fats, fish oil, minerals, maize flour, psyllium husks and seeds, soya oil, fructo-oligosaccharides, New Zealand green-tipped mussel powder (GLM) (0.45%), algat oil Schizochytrium sp. (source of EPA+DHA), glucosamine from fermentation, marigold meal, hydrolysed cartilage (source of chondroitin 0.01%).

**ADDITIVES (KG)\*\*\***

Nutritional additives: Vitamin A: 19200 IU, Vitamin D3: 1000 IU, Iron (3b103): 30 mg, Iodine (3b201, 3b202): 3 mg, Copper (3b405, 3b406): 9 mg, Manganese (3b502, 3b504): 39 mg, Zinc (3b603, 3b605, 3b606): 132 mg, Selenium (3b801, 3b811, 3b812): 0.04 mg - Preservatives - Antioxidants.

\*\*\* Values reflect only levels added to the formula, not those naturally occurring in components of the diet.



Available in 1.5 and 3.5 kg bags

**RECOMMENDED DAILY INTAKE & FEEDING DURATION**

ADULT DOG	IDEAL WEIGHT (kg)	STAGE			
		WEIGHT LOSS		MAINTENANCE AFTER WEIGHT LOSS	
		grams	cups	grams	cups
2	38	3/8	41	4/8	
4	63	6/8	70	6/8	
6	86	1	94	1	
8	106	1 + 2/8	117	1 + 3/8	
10	126	1 + 3/8	138	1 + 4/8	
15	170	1 + 7/8	187	2 + 1/8	
20	211	2 + 3/8	232	2 + 5/8	
25	250	2 + 7/8	275	3 + 1/8	
30	286	3 + 2/8	315	3 + 4/8	
35	322	3 + 5/8	354	4	
40	355	4	391	4 + 3/8	
45	388	4 + 3/8	427	4 + 6/8	
50	420	4 + 6/8	462	5 + 2/8	
55	451	5 + 1/8	496	5 + 5/8	
60	482	5 + 3/8	530	6	
70	541	6 + 1/8	595	6 + 6/8	
80	598	6 + 6/8	658	7 + 3/8	

**Weight loss:** Individual target weight is determined and then feeding amount established. The recommended daily intake is based on the dog's ideal weight. The starting ration may need to be adjusted during follow-up visits, based on each individual's response and the rate of weight loss. An objective of losing 1-3% bodyweight per week is generally achievable over the first 3 months, and of 0.5-2% afterwards. Maintenance after weight loss: Energy requirements to maintain stable body weight after weight loss are lower than those of dogs that have never had obesity. Based on current scientific knowledge, our maintenance after weight loss rations are calculated by increasing the weight loss ration by about 10%.

It is recommended to divide the daily intake into at least 2 meals and have fresh water available at all times.

When a food allergy or a food intolerance is suspected, the dog's diet may be changed without any food transition; otherwise a classical transition can be done (over 4-5 days).

**ROYAL CANIN® HYPOALLERGENIC + SATIETY** dry is a complete dietetic feed for dogs formulated for the reduction of ingredient and nutrient intolerances and for the reduction of excessive body weight. Hydrolysed protein sources and selected carbohydrate sources.

**RECOMMENDATIONS:** your advice as a veterinarian is necessary before use and before extending the period of use of this diet. For the reduction of ingredient and nutrient intolerances, feed 3 to 6 weeks: if signs of intolerance disappear this feed can be used initially up to one year before recheck. Feed until target body weight is achieved and after if required to maintain target body weight. For an efficient weight loss or ideal weight maintenance, the recommended daily energy intake should not be exceeded. The diet may be continued for the dog's lifetime with vet follow-up.

**RECOMMENDED FOR CASES OF**

- Dermatological/GI conditions:**
- Adverse Food Reactions (AFR)
  - Canine Atopic Dermatitis (CAD)
  - Chronic Enteropathy, including Inflammatory Bowel Disease (IBD)
  - GI conditions requiring a high fibre level
  - Fibre-responsive colitis/diarrhoea (including stress diarrhoea)

**Weight management:**

- Overweight/obesity: weight loss and maintenance after weight loss
- Stabilised diabetes mellitus with concomitant overweight/obesity
- Hyperlipidaemia with concomitant overweight/obesity

**NOT RECOMMENDED FOR CASES OF**

- Growth, gestation or lactation
- Conditions where high fibre content is not recommended (eg: chronic constipation, severe arthritis making defecation difficult)



**HYDROLYSED PROTEIN**  
Hydrolysed protein with low molecular weight to ensure the food is hypoallergenic.



**SKIN BARRIER**  
Formulated to support the skin's natural protective barrier for optimal skin health.



**EFFECTIVE WEIGHT MANAGEMENT**  
Provides safe weight loss and helps avoid weight regain. 97% of dogs lost weight in 3 months using this nutritional approach\*.



**BEGGING CONTROL**  
High level of selected fibres helps to keep dogs satisfied between meals. Nutritional approach shown to help control begging in 83% of dogs during weight loss\*.

\*Flanagan J. et al (2017) Success of a weight loss plan for overweight dogs: The results of an international weight loss study. *PLoS ONE* 12(9): e0184199.

**KEY VALUES**

	Per 1000 kcal	Per 100g as fed
Moisture	36.74 g	9.50 g
Protein	116 g	30 g
Fat content	36.74 g	9.50 g
Crude Fibre	64.19 g	16.60 g
Ash	22.04 g	5.70 g
Carbohydrate (NFE)	111 g	28.70 g
Dietary Fibre	108 g	28 g
Omega-6 fatty acids	8.43 g	2.18 g
Omega-3 fatty acids	2.90 g	0.75 g
EPA + DHA	1.59 g	0.41 g
Calcium	3.05 g	0.79 g
Phosphorus	2.32 g	0.60 g
Potassium	3.09 g	0.80 g
Sodium	1.78 g	0.46 g
Chloride	2.59 g	0.67 g
Magnesium	0.43 g	0.11 g
Copper	7.35 mg	1.90 mg
Metabolisable energy**		258.60 kcal

\*\*Calculated according to NRC 2006 CF.

**COMPOSITION**

Hydrolysed soya protein isolate\*\*\*, cellulose powder, rice\*\*\*\*, hydrolysed poultry liver, minerals, animal fats, beet pulp, fish oil, soya oil, psyllium husks and seeds, sodium butyrate, fructo-oligosaccharides, mono- and diglycerides of palmitic and stearic acids esterified with citric acid, marigold meal, borage oil. \*\*\*Protein source: 30.6%. \*\*\*\*Carbohydrate source: 22.5%.

**ADDITIVES (KG)\*\*\*\*\***

Nutritional additives: Vitamin A: 33600 IU, Vitamin D3: 700 IU, Iron (3b103): 38 mg, Iodine (3b201, 3b202): 3.4 mg, Copper (3b405, 3b406): 14 mg, Manganese (3b502, 3b504): 50 mg, Zinc (3b603, 3b605, 3b606): 148 mg, Selenium (3b801, 3b811, 3b812): 0.24 mg - Preservatives - Antioxidants.

\*\*\*\*\* Values reflect only levels added to the formula, not those naturally occurring in components of the diet.





HYPoALLERGENIC + SATIETY

SMALL DOGS



Available in 1 and 3 kg bags

RECOMMENDED DAILY INTAKE & FEEDING DURATION

Table with columns: IDEAL WEIGHT (kg), STAGE (WEIGHT LOSS, MAINTENANCE AFTER WEIGHT LOSS), grams, cups. Rows for adult dog weights from 2 to 10 kg.

Weight loss: Individual target weight is determined and then feeding amount established. The recommended daily intake is based on the dog's ideal weight. The starting ration may need to be adjusted during follow-up visits...


RECOMMENDED FOR CASES OF Dermatological/GI conditions: Adverse Food Reactions (AFR), Canine Atopic Dermatitis (CAD), Chronic Enteropathy, including Inflammatory Bowel Disease (IBD), GI conditions requiring a high fibre level, Fibre responsive colitis/diarrhoea (including stress diarrhoea)
Weight management: Overweight/obesity: weight loss and maintenance after weight loss, Stabilised diabetes mellitus with concomitant overweight/obesity, Hyperlipidaemia with concomitant overweight/obesity
NOT RECOMMENDED FOR CASES OF Growth, gestation or lactation, Conditions where high fibre content is not recommended (eg: chronic constipation, severe arthritis making defecation difficult)

- HYDROLYSED PROTEIN: Hydrolysed protein with low molecular weight to ensure the food is hypoallergenic.
SKIN BARRIER: Formulated to support the skin's natural protective barrier for optimal skin health.
EFFECTIVE WEIGHT MANAGEMENT: Provides safe weight loss and helps avoid weight regain. 97% of dogs lost weight in 3 months using this nutritional approach\*
BEGGING CONTROL: High level of selected fibres helps to keep dogs satisfied between meals. Nutritional approach shown to help control begging in 83% of dogs during weight loss\*
SMALL KIBBLE: Carefully calibrated kibble size to fit small jaws.

\*Flanagan J. et al (2017) Success of a weight loss plan for overweight dogs: The results of an international weight loss study. PLoS ONE 12(9): e0184199.

KEY VALUES table with columns: Per 1000 kcal, Per 100g as fed. Rows: Moisture, Protein, Fat content, Crude Fibre, Ash, Carbohydrate (NFE), Dietary Fibre, Omega-6 fatty acids, Omega-3 fatty acids, EPA + DHA, Calcium, Phosphorus, Potassium, Sodium, Chloride, Magnesium, Copper, Metabolisable energy\*\*.

COMPOSITION: Hydrolysed soy protein isolate\*\*\*, cellulose powder, rice\*\*\*\*, hydrolysed poultry liver, minerals, animal fats, beet pulp, fish oil, soy oil, psyllium husks and seeds, sodium butyrate, fructo-oligosaccharides, mono- and diglycerides of palmitic and stearic acids esterified with citric acid, marigold meal, borage oil.
ADDITIVES (KG)\*\*\*\*: Nutritional additives: Vitamin A: 33300 IU, Vitamin D3: 700 IU, Iron (3b103): 38 mg, Iodine (3b201, 3b202): 3.4 mg, Copper (3b405, 3b406): 14 mg, Manganese (3b502, 3b504): 50 mg, Zinc (3b603, 3b605, 3b606): 146 mg, Selenium (3b801, 3b811, 3b812): 0.24 mg - Preservatives - Antioxidants.



URINARY S/O + SATIETY



Available in 3.5, 9 and 15 kg bags

RECOMMENDED DAILY INTAKE & FEEDING DURATION

Table with columns: IDEAL DOG'S WEIGHT (kg), BODY CONDITION (STARTING WEIGHT LOSS, AFTER 4 WEEKS, MAINTENANCE AFTER WEIGHT LOSS), grams. Rows for adult dog weights from 2 to 80 kg.

ROYAL CANIN® URINARY S/O + SATIETY dry is a complete dietetic feed for dogs, formulated for the dissolution of struvite stones, the reduction of struvite stone recurrence and for the reduction of excessive body weight. Urine undersaturating or metastabilising properties for struvite and/or Urine acidifying properties.
RECOMMENDATIONS: It is recommended that advice from a veterinarian be sought before use and before extending the period of use. Feed URINARY S/O + SATIETY dry for 5 to 12 weeks for the dissolution of struvite stones, initially up to 6 months for the reduction of struvite stone recurrence, as well as until the target body weight is achieved and after if required to maintain target body weight. For an efficient weight loss or ideal weight maintenance, the recommended daily energy intake should not be exceeded.

RECOMMENDED FOR CASES OF Urinary disorders: Struvite uroliths: dissolution and management of recurrence, Calcium oxalate uroliths: management of recurrence, Bacterial cystitis: management of secondary struvite crystalluria (in association with adequate antibiotic therapy)
Weight management: Overweight/obesity, Stabilised Diabetes Mellitus with overweight/obesity, Hyperlipidaemia with overweight/obesity
NOT RECOMMENDED FOR CASES OF Chronic Kidney Disease (CKD), Cardiac disease (when sodium restriction is recommended) /Heart failure, Concurrent use of urine-acidifying medications, Conditions where high fibre content is not recommended (eg: chronic constipation, severe arthritis making defecation difficult), Growth, gestation/lactation

- URINE DILUTION: Urine dilution makes the urine less liable to form crystals.
LOW RSS: Helps lower the concentration of ions contributing to crystal formation.
HIGH PROTEIN: A high protein content helps maintain muscle mass throughout the weight loss period.
SATIETOGENIC EFFECT: Formulated with a special blend of fibres to promote satiety and reduce the spontaneous consumption of food.

KEY VALUES table with columns: Per 1000Kcal, Per 100g as fed. Rows: Moisture, Protein, Fat content, Crude Fibre, Ash, Carbohydrate (NFE), Dietary Fibre, Omega-6, Omega-3, EPA + DHA, Calcium, Phosphorus, Potassium, Sodium, Chloride, Magnesium, Copper, Metabolisable energy\*.

\*Calculated according to NRC 2006 TDF. Sulphur 0.7%.

[S/O INDEX] This diet is formulated to promote a healthy urinary environment.

COMPOSITION: Dehydrated poultry proteins, cellulose powder, wheat gluten\*\*, manioc (tapioca), vegetable fibres, hydrolysed animal proteins, wheat, chicory pulp, maize, animal fats, minerals, maize gluten, fish oil, psyllium husks and seeds, fructo-oligosaccharides, soy oil, sodium butyrate, marigold meal, glucosamine from fermentation, hydrolysed cartilage (source of chondroitin).
\*\*LIP (Low Indigestible Protein): protein selected because of its very high digestibility.
ADDITIVES (KG)\*\*\*: Nutritional additives: Vitamin A: 19900 IU, Vitamin D3: 1000 IU, Iron (3b103): 40 mg, Iodine (3b201, 3b202): 4 mg, Copper (3b405, 3b406): 12 mg, Manganese (3b502, 3b504): 52 mg, Zinc (3b603, 3b605, 3b606): 137 mg, Selenium (3b801, 3b811, 3b812): 0.07 mg - Preservatives - Antioxidants.
\*\*\* Values reflect only levels added to the formula, not those naturally occurring in components of the diet.





Available in 1 and 3 kg bags

### RECOMMENDED DAILY INTAKE & FEEDING DURATION

ADULT DOG	IDEAL WEIGHT (kg)	STAGE			
		WEIGHT LOSS		MAINTENANCE AFTER WEIGHT LOSS	
		grams	cups	grams	cups
2	38	3/8	4/8	42	4/8
2.5	45	4/8	4/8	49	4/8
3	51	4/8	5/8	57	5/8
3.5	58	5/8	6/8	63	5/8
4	64	5/8	7/8	70	6/8
4.5	70	6/8	7/8	77	7/8
5	75	6/8	8/8	83	7/8
5.5	81	7/8	8/8	89	1
6	86	7/8	9/8	95	1
6.5	92	1	10/8	101	1 + 1/8
7	97	1	10/8	107	1 + 1/8
7.5	102	1 + 1/8	11/8	112	1 + 2/8
8	107	1 + 1/8	11/8	118	1 + 2/8
8.5	112	1 + 2/8	12/8	124	1 + 3/8
9	117	1 + 2/8	12/8	129	1 + 3/8
9.5	122	1 + 2/8	13/8	134	1 + 3/8
10	127	1 + 3/8	14/8	140	1 + 4/8

Weight loss: Individual target weight is determined and then feeding amount established. The recommended daily intake is based on the dog's ideal weight. The starting ration may need to be adjusted during follow-up visits, based on each individual's response and the rate of weight loss. An objective of losing 1-3% bodyweight per week is generally achievable over the first 3 months, and of 0.5-2% afterwards. Maintenance after weight loss: Energy requirements to maintain stable body weight after weight loss are lower than those of dogs that have never had obesity. Based on current scientific knowledge, our maintenance after weight loss rations are calculated by increasing the weight loss ration by about 10%.

It is recommended to divide the daily intake into at least 2 meals and have fresh water available at all times. ROYAL CANIN® URINARY S/O + SATIETY SMALL DOGS dry is a complete dietetic feed for dogs formulated for the dissolution of struvite stones, the reduction of struvite stone recurrence and for the reduction of excessive body weight. Urine undersaturating or metastabilising properties for struvite and/or urine acidifying properties. RECOMMENDATIONS: your advice as a veterinarian is necessary before use and before extending the period of use of this diet. Feed this diet 5 to 12 weeks for the dissolution of struvite stones and initially up to 6 months before recheck for the reduction of struvite stone recurrence. Feed until target body weight is achieved and/or if required to maintain target body weight. For an efficient weight loss or ideal weight maintenance.

The recommended daily energy intake should not be exceeded. The diet may be continued for the dog's lifetime with vet follow-up.

#### RECOMMENDED FOR CASES OF

##### Urinary disorders:

- Struvite uroliths: dissolution and management of recurrence
- Calcium oxalate uroliths: management of recurrence
- Bacterial cystitis: management of secondary struvite crystalluria (in association with adequate antibiotic therapy)

##### + Weight management:

- Overweight/obesity: weight loss and maintenance after weight loss
- Stabilised diabetes mellitus with concomitant overweight/obesity
- Hyperlipidaemia with concomitant overweight/obesity

##### NOT RECOMMENDED FOR CASES OF

- Growth, gestation or lactation
- Azotaemic Chronic Kidney Disease (IRIS stage 2 to 4)
- Concurrent use of urine-acidifying drugs
- Congestive Heart Failure/Cardiac Disease (when sodium restriction is sought)
- Conditions where high fibre content is not recommended (eg: chronic constipation, severe arthritis making defecation difficult)



##### URINE DILUTION

Urine dilution makes the urine less liable to form crystals.



##### LOW RSS

Helps lower the concentration of ions contributing to crystal formation.



##### HIGH PROTEIN

A high protein content helps maintain muscle mass throughout the weight loss period.



##### SATIETOGENIC EFFECT

Formulated with a special blend of fibres to promote satiety and reduce the spontaneous consumption of food.



##### SMALL KIBBLE

Carefully calibrated kibble size to fit small jaws.

**[S/O INDEX]** This diet is formulated to create an environment unfavourable to the formation of struvite and calcium oxalate.

#### KEY VALUES

	Per 1000 kcal	Per 100g as fed
Moisture	37.05 g	9.50 g
Protein	117 g	30 g
Fat content	37.05 g	9.50 g
Crude Fibre	63.57 g	16.30 g
Ash	28.47 g	7.30 g
Carbohydrate [NFE]	107 g	27.40 g
Dietary Fibre	108 g	27.60 g
Omega-6 fatty acids	7.68 g	1.97 g
Omega-3 fatty acids	2.11 g	0.54 g
EPA + DHA	1.09 g	0.28 g
Calcium	3.39 g	0.87 g
Phosphorus	2.73 g	0.70 g
Potassium	3.12 g	0.80 g
Sodium	3.63 g	0.93 g
Chloride	6.05 g	1.55 g
Magnesium	0.23 g	0.06 g
Copper	6.63 mg	1.70 mg
Metabolisable energy*		256.40 kcal

\* Calculated according to NRC 2006 CF.

Sulphur 0.64%

#### COMPOSITION

Dehydrated poultry proteins, cellulose powder, wheat gluten\*\*, manioc (Tapioca), vegetable fibres, hydrolysed animal proteins, wheat, chicory pulp, maize, animal fats, minerals, maize gluten, maize flour, fish oil, psyllium husks and seeds, soya oil, sodium butyrate, fructooligosaccharides, marigold meal, glucosamine from fermentation, hydrolysed cartilage (source of chondroitin).

\*\* L.P.: protein selected for its very high digestibility.

#### ADDITIVES (KG)\*\*\*

Nutritional additives: Vitamin A: 19900 IU, Vitamin D3: 1000 IU, Iron (3b103): 40 mg, Iodine (3b201, 3b202): 4 mg, Copper (3b405, 3b406): 12 mg, Manganese (3b602, 3b604): 52 mg, Zinc (3b603, 3b605, 3b606): 137 mg, Selenium (3b601, 3b611, 3b612): 0.07 mg - Preservatives - Antioxidants.

\*\*\* Values reflect only levels added to the formula, not those naturally occurring in components of the diet.



# Treats COMPATIBLE WITH SATIETY DIETS



Available in 6 x 230g bags

#### RECOMMENDED DAILY INTAKE

Please consult your veterinarian if you have any questions.

Dog's weight	<2 kg	2-5 kg	6-10 kg	11-15 kg	16-20 kg	>20 kg
Max pieces per day	4	7	13	19	25	34

Do not feed more than the maximum number of treats per day indicated in the feeding guidelines. If you are giving treats, it is recommended to adjust the main meal portion size accordingly to maintain your pet's healthy body weight.

We do not recommend the use of Satiety treats for dogs that are on Satiety diets to help with weight reduction as part of the management of diabetes mellitus.



## WEIGHT MANAGEMENT

#### TREATS COMPATIBLE WITH SATIETY DIETS

ROYAL CANIN® Treats were developed by experts in canine nutrition to ensure treating does not compromise the health benefits of your dog's diet.



HIGH PROTEIN



LESS THAN 3 KCAL PER PIECE

#### ANALYTICAL CONSTITUENTS

Moisture	18%
Protein	26.7%
Fat Content	3.5%
Crude Fibre	8%
Crude Ash	5.1%
Metabolisable energy	2632Kcal/kg

#### CALORIES PER CHEW

2.6Kcal

#### COMPOSITION

Dehydrated poultry proteins, wheat flour, barley flour, glycerol, wheat gluten, cellulose powder, hydrolysed animal proteins.

#### ADDITIVES (KG)\*\*\*

Nutritional additives: Vitamin C: 440 mg, Vitamin E: 900 mg - Technological additives: Clinoptilolite of sedimentary origin: 8 g - Preservatives.



## DOGS MIXED FEEDING GUIDELINES

24H

MIX: SATIETY DOG DRY + SATIETY DOG WET CAN 410g

IDEAL WEIGHT (KG)	CAN	STAGE		
		START	IF NO LOSS AFTER 4 WEEKS*	SUGGESTED DAILY FOOD INTAKE AFTER WEIGHT LOSS
		DRY (G)	DRY (G)	DRY (G)
2	1/4+	20	14	18
4	1/2+	27	16	23
6	1/2+	53	39	47
8	1/2+	77	60	70
10	1+	53	32	44
15	1+	105	77	94
20	1+	153	118	139
25	1+	199	157	182
30	1+	242	193	222
40	1+	322	263	299
50	1+	399	328	370
60	1+	471	390	438

\*Review the weight loss plan including: BCS, ideal weight, feeding volume and measuring before making any adjustments.

## SMALL DOGS FEEDING GUIDELINES

SATIETY SMALL DOGS DRY

DOGS WEIGHT (KG)*	STAGE		
	START	4 WEEKS AFTER*	MAINTENANCE AFTER WEIGHT LOSS
	grams	grams	grams
1	26	22	25
1.5	36	30	34
2	44	38	42
2.5	52	45	49
3	60	51	56
3.5	67	58	63
4	74	64	70
5	88	75	83
6	101	86	95
7	113	97	106
8	125	107	118
9	136	117	129
10	148	126	139

\*Review the weight loss plan including: BCS, ideal weight, feeding volume and measuring before making any adjustments.

24H

MIX: SATIETY SMALL DOGS DRY + SATIETY DOG WET CAN 410g

IDEAL WEIGHT (KG)	CAN	STAGE		
		START	IF NO LOSS AFTER 4 WEEKS*	SUGGESTED DAILY FOOD INTAKE AFTER WEIGHT LOSS
		DRY (G)	DRY (G)	DRY (G)
2	1/4+	20	14	18
4	1/2+	27	16	22
6	1/2+	53	38	47
8	1/2	77	59	70
10	1+	52	31	44


\*Review the weight loss plan including: BCS, ideal weight, feeding volume and measuring before making any adjustments.



# DOGS MIXED FEEDING GUIDELINES

**MIX: GLYCOBALANCE DOG DRY + GLYCOBALANCE LOW CARBOHYDRATE DOG WET CAN** **410 G CAN**

**24H**




DOG'S IDEAL WEIGHT (KG)	CAN	BODY CONDITION		
		THIN	NORMAL	OVERWEIGHT
		DRY (G)	DRY (G)	DRY (G)
2	1/4+	38	31	23
4	1/2+	56	44	31
6	1/2+	93	76	59
8	1/2+	128	106	85
10	1+	111	86	61
15	1+	185	151	118
20	1+	253	211	169
25	1+	317	267	218
30	1+	377	320	264
35	1+	435	372	308
40	1+	492	421	350
45	1+	546	469	392
50	1+	599	515	432
55	1+	650	561	471
60	1+	701	605	509
70	1+	798	691	584
80	1+	893	774	655
90	1+	984	854	725

1 can is the equivalent of 91g of GLYCOBALANCE dry.

**MIX: GLYCOBALANCE SMALL DOGS DRY + GLYCOBALANCE LOW CARBOHYDRATE DOG WET CAN** **410 G CAN**

**24H**



DOG'S IDEAL WEIGHT (KG)	CAN	BODY CONDITION		
		THIN	NORMAL	OVERWEIGHT
		DRY (G)	DRY (G)	DRY (G)
2	1/4+	38	30	23
2.5	1/2+	25	16	7
3	1/2+	36	26	16
3.5	1/2+	46	35	23
4	1/2+	56	43	31
4.5	1/2+	65	52	38
5	1/2+	75	60	45
5.5	1/2+	84	68	52
6	1/2+	93	76	59
6.5	1+	53	36	18
7	1+	62	43	24
7.5	1+	70	50	30
8	1+	79	58	37
8.5	1+	87	65	43
9	1+	95	72	49
9.5	1+	103	79	55
10	1+	110	86	61

1 can is the equivalent of 90g of GLYCOBALANCE SMALL DOGS dry.





UK

[WWW.ROYALCANIN.COM/UK](http://WWW.ROYALCANIN.COM/UK)

**NUTRITIONAL HELPLINE**

0800 717800

ROI

[WWW.ROYALCANIN.COM/IE](http://WWW.ROYALCANIN.COM/IE)

**NUTRITIONAL HELPLINE**

1800 936074