





SATIETY
WEIGHT MANAGEMENT

DIABETIC

SATIETY
+
MOBILITY

URINARY S/O
+
BLADDER COMFORT
+
SATIETY



SATIETY
WEIGHT MANAGEMENT

SATIETY
WEIGHT MANAGEMENT
SMALL DOGS **S**

DIABETIC

DIABETIC SPECIAL
LOW CARBOHYDRATE

HYPOALLERGENIC
+
SATIETY

SATIETY
+
MOBILITY

URINARY S/O
+
SATIETY

This resource has been produced with the greatest care and incorporates the most up-to-date scientific information and research findings. We recommend that you refer to our packaging as the primary reference for product information as this can change with time. Bearing in mind the diversity and complexity of clinical cases in dogs and cats, it is important to note that the suggestions in this resource for further tests and therapeutic options cannot be exhaustive. Under no circumstances should the treatments and dietary solutions suggested here replace examination by a veterinary surgeon.

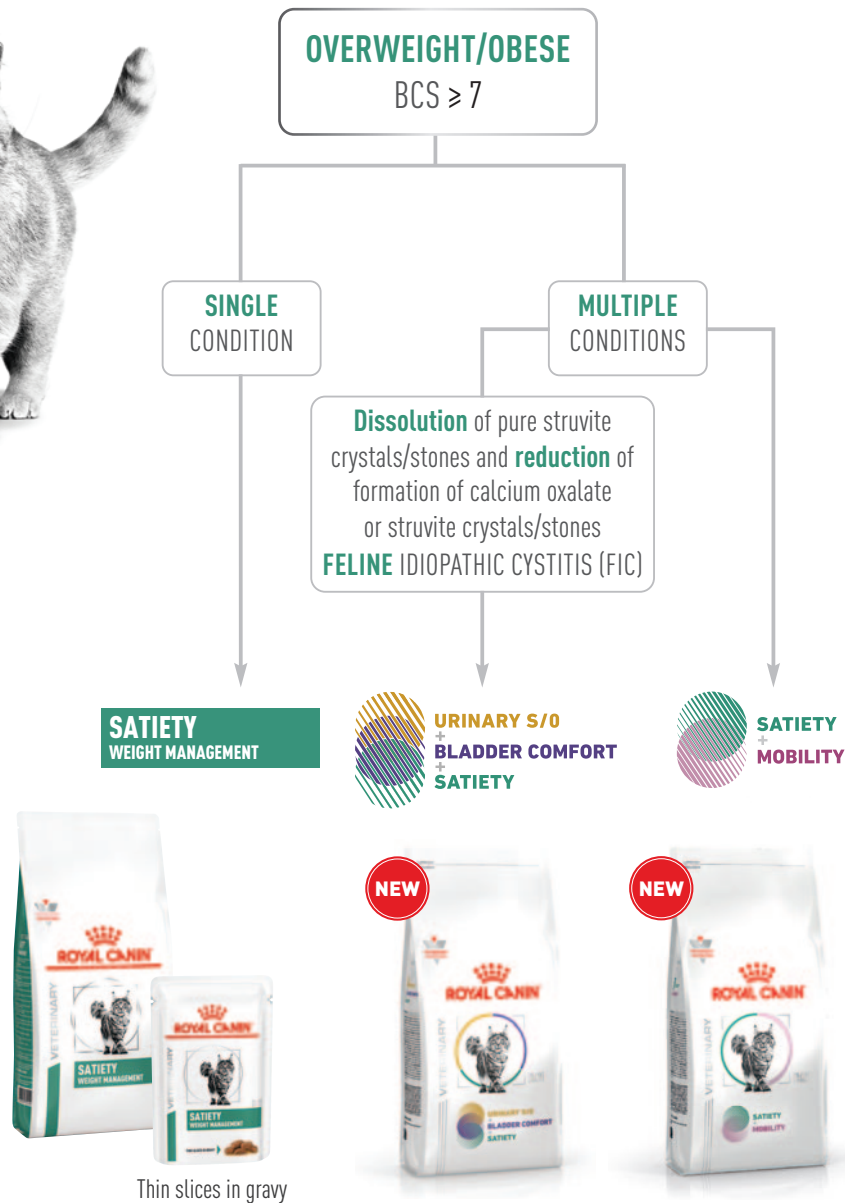
The publishers and the authors will accept no responsibility for the failure of any of the treatments or nutritional solutions put forward in this resource. Not for use in Canada and in USA.

While the information is considered to be true and correct at the date of publication (**May 2025**), changes in circumstances after the time of publication may impact on the accuracy of the information.



FELINE NUTRITIONAL MANAGEMENT

DECISION TREE



NEWLY DIAGNOSED/NOT YET STABILISED
DIABETES MELLITUS (DM)

STABILISATION WITH DIABETIC
DURATION CASE DEPENDENT: 4-12 WEEKS
INDEPENDENT OF BODY CONDITION SCORE (BCS)

DIABETIC's nutritional benefits and high palatability help to ensure consistent food intake and to stabilise glucose levels.

BCS $\geq 6/9$

BCS $\geq 7/9$

Once clinical signs have been controlled, weight loss is critical for obese diabetic pets to improve insulin sensitivity and to promote diabetic remission in cats.^{1,2}

WEIGHT MAINTENANCE

WITH

DIABETIC



Thin slices in gravy


FOR THE PET'S LIFETIME*

1 TRANSITION

FROM **DIABETIC** TO **SATIETY WEIGHT MANAGEMENT** 


OVER 2 WEEKS

2 WEIGHT LOSS

WITH **SATIETY WEIGHT MANAGEMENT** 

AS REQUIRED TO ACHIEVE THE TARGETED BODY CONDITION

3 WEIGHT MAINTENANCE

WITH **SATIETY WEIGHT MANAGEMENT** 

FOR THE PET'S LIFETIME OR BACK TO WEIGHT LOSS, IF REQUIRED

Caloric intake recommendations should be adjusted based on individual history to achieve or maintain the targeted body condition.¹





SATIETY WEIGHT MANAGEMENT



Available in
400 g, 1.5, 3.5
and 6 kg bags

RECOMMENDED DAILY INTAKE & FEEDING DURATION

ADULT CAT	IDEAL WEIGHT (kg)	STAGE		
		START	IF NO LOSS AFTER 4 WEEKS ²	SUGGESTED DAILY INTAKE AFTER WEIGHT LOSS
		grams	grams	grams
	2	28	22	30
	2.5	33	26	35
	3	38	30	40
	3.5	42	33	45
	4	46	37	49
	4.5	51	40	53
	5	54	43	58
	5.5	58	46	62
	6	62	49	65
	6.5	66	52	69
	7	69	55	73
	7.5	73	58	77
	8	76	60	80

² Review the weight loss plan including: BCS, ideal weight, feeding volume and measuring before making any adjustments.

IDEAL WEIGHT should be determined according to weight and BCS of the individual. The recommended daily intake is based on the pet's ideal weight. The starting ration may need to be adjusted during follow up visits. The optimal weight loss rate is 0.5-2% bodyweight per week.

Maintenance Ration: Energy requirements to maintain stable body weight after weight loss are lower than those of cats that have never been obese. It is recommended to continue feeding the weight loss diet once ideal or target weight has been achieved. To maintain ideal weight, gradually increase the daily food intake until weight has stabilised.

Maintenance rations may need to be adjusted based on the individual. If the cat regains more than 5% of body weight, the ration should be decreased to weight loss rations.

It is recommended to use digital food scales for measuring daily food allowance and divide the daily food intake into a minimum of 3 meals.

¹ Fanagan J et al. An international multi-centre cohort study of weight loss in overweight cats: Differences in outcome in different geographical locations. PLoS One. 2018 Jul 25;13(7):e0200414.

WEIGHT MANAGEMENT

RECOMMENDED FOR WEIGHT LOSS AND MAINTENANCE AFTER WEIGHT LOSS IN CASE OF

- Overweight/Obesity
- Stabilised Diabetes Mellitus with overweight/obesity
- Hyperlipidaemia with overweight/obesity

NOT RECOMMENDED IN CASE OF

- Cats with a history of constipation in response to a high fibre diet
- Growth, gestation/lactation



EFFECTIVE WEIGHT MANAGEMENT

Supports safe weight loss and helps limit weight regain. 97% of cats lost weight in 3 months.¹



BEGGING CONTROL

High natural fibre level helps keep cats satisfied between meals. Helped control begging in 82% of cats during weight loss.¹



MUSCLE MASS MAINTENANCE

High protein content helps support healthy weight loss while maintaining muscle mass.

KEY VALUES

	Per 1000 kcal	Per 100g as fed
Crude Fibre:	48.03 g	14.60 g
Moisture	18.09 g	5.50 g
Protein	111.84 g	34 g
Fat content	29.61 g	9 g
Dietary Fibre	79.93 g	24.30 g
Ash	28.29 g	8.60 g
NFE	92.43 g	28.10 g
Glucosyl-Chondro	164.47 mg	50 mg
Omega-6	6.09 g	1.85 g
Omega-3	1.55 g	0.47 g
EPA + DHA	0.66 g	0.20 g
Calcium	4.44 g	1.35 g
Phosphorus	3.72 g	1.13 g
Sodium	1.81 g	0.55 g
Potassium	3.62 g	1.10 g
Chloride	3.78 g	1.15 g
Magnesium	0.33 g	0.10 g
Taurine	0.82 g	0.25 g
L-Carnitine	65.79 mg	20 mg
Vitamin D	328.94 IU	100 IU
Metabolisable energy*		304 Kcal

*Calculated according to NRC2006TDF.



This diet is formulated to promote a healthy urinary environment

COMPOSITION

Dehydrated poultry protein, vegetable fibres, manioc (tapioca), hydrolysed animal proteins, wheat flour, wheat gluten**, maize gluten, animal fats, chicory pulp, minerals, psyllium husks and seeds, fish oil, marigold meal, glucosamine from fermentation, hydrolysed cartilage (source of chondroitin).

** L.I.P.: protein selected for its very high digestibility.

ADDITIVES (KG)***

Nutritional additives: Vitamin A: 25000 IU, Vitamin D3: 1000 IU, Iron [3b103]: 33 mg, Iodine [3b201, 3b202]: 3.3 mg, Copper [3b405, 3b406]: 10 mg, Manganese [3b502, 3b504]: 43 mg, Zinc [3b603, 3b605, 3b606]: 133 mg, Selenium [3b801, 3b811, 3b812]: 0.05 mg - Preservatives -Antioxidants.

*** Values reflect only levels added to the formula, not those naturally occurring in components of the diet.

SATIETY WEIGHT MANAGEMENT



THIN SLICES IN GRAVY

Available in box
of 12 pouches
of 85g

RECOMMENDED DAILY INTAKE & FEEDING DURATION

ADULT CAT	IDEAL WEIGHT (kg)	STAGE					
		START		IF NO LOSS AFTER 4 WEEKS ¹		SUGGESTED DAILY INTAKE AFTER WEIGHT LOSS	
		grams	pouch	grams	pouch	grams	pouch
	2	130	1 ½	105	1	140	1 ½
	2.5	155	2	120	1 ½	165	2
	3	175	2	140	1 ½	185	2
	3.5	195	2 ½	155	2	205	2 ½
	4	215	2 ½	170	2	225	2 ½
	4.5	235	3	185	2	245	3
	5	250	3	200	2 ½	265	3
	5.5	270	3	215	2 ½	285	3 ½
	6	285	3 ½	225	2 ½	305	3 ½
	6.5	305	3 ½	240	3	320	4
	7	320	4	255	3	340	4
	7.5	335	4	265	3	355	4
	8	350	4	280	3 ½	370	4 ½

One pouch is equivalent to 18 g of SATIETY dry product.

¹ Review the weight loss plan including: BCS, ideal weight, feeding volume and measuring before making any adjustments.

IDEAL WEIGHT should be determined according to weight and BCS of the individual. The recommended daily intake is based on the pet's ideal weight. The starting ration may need to be adjusted during follow-up visits, based on each individual's response and the rate of weight loss. The optimal weight loss rate is 0.5-2% bodyweight per week.

MAINTENANCE RATION: Energy requirements to maintain stable body weight after weight loss are lower than those of cats that have never been obese.

It is recommended to continue feeding the weight loss diet once ideal or target weight has been achieved. To maintain ideal weight, gradually increase the daily food intake until weight has stabilised.

Maintenance rations may need to be adjusted based on the individual. If the cat regains more than 5% of body weight, the ration should be decreased to weight loss rations.

It is recommended to use digital food scales for measuring daily food allowance and divide the daily food intake into a minimum of 3 meals.

WEIGHT MANAGEMENT

RECOMMENDED FOR WEIGHT LOSS AND MAINTENANCE AFTER WEIGHT LOSS IN CASE OF

- Overweight/Obesity
- Stabilised Diabetes Mellitus with overweight/obesity
- Hyperlipidaemia with overweight/obesity

NOT RECOMMENDED IN CASE OF

- Growth, gestation/lactation



EFFECTIVE WEIGHT MANAGEMENT

Helps support safe weight loss and limits weight regain.



BEGGING CONTROL

Formulation that helps keep cats satisfied between meals.



MUSCLE MASS MAINTENANCE

High protein content helps maintain muscle mass during weight loss.

KEY VALUES

	Per 1000 kcal	Per 100g as fed
Crude Fibre	48.03 g	14.60 g
Moisture	135 g	84 g
Protein	122 g	7.60 g
Fat content	37.04 g	2.30 g
Ash	27.38 g	1.70 g
Carbohydrate (NFE)	53.14 g	3.30 g
Dietary Fibre	24.15 g	1.50 g
Omega-6	9.66 g	0.60 g
Omega-3	0.81 g	0.05 g
EPA + DHA	0.13 g	0.01 g
Calcium	3.86 g	0.24 g
Phosphorus	3.22 g	0.20 g
Sodium	3.06 g	0.19 g
Magnesium	0.16 g	0.01 g
Taurine	1.29 g	0.08 g
L-Carnitine	51.53 mg	3.20 mg
Vitamin D	403 IU	25 IU
Metabolisable energy*		66.6 Kcal

*Calculated according to NRC2006TDF.



This diet is formulated to promote a healthy urinary environment.

COMPOSITION


Poultry by-products, pork by-products, pork blood products, powder cellulose, rice flour, corn starch mixture, minerals, yeasts and part thereof, marigold meal, glucosamine, hydrolysed cartilage (source of chondroitin).

ADDITIVES (KG)*

Nutritional additives: Vitamin D3: 220 IU, Iron [3b103]: 8 mg, Iodine [3b202]: 0.26 mg, Copper [3b405, 3b406]: 2.1 mg, Manganese [3b502, 3b503, 3b504]: 2.4 mg, Zinc [3b603, 3b605, 3b606]: 24 mg.

*NOTE: Values reflect only levels added to the formula, not those naturally occurring in components of the diet.

DIABETIC



Available in
1.5 and
3.5kg bags

RECOMMENDED DAILY INTAKE & FEEDING DURATION

ADULT CAT	CAT'S WEIGHT (kg)	BODY CONDITION		
		THIN	NORMAL	OVERWEIGHT
		grams	grams	grams
	2	40	33	26
	2.5	46	39	31
	3	53	44	35
	3.5	59	49	39
	4	65	54	43
	4.5	70	59	47
	5	76	63	51
	5.5	81	68	54
	6	86	72	58
	6.5	91	76	61
	7	96	80	64
	7.5	101	84	67
	8	106	88	71
	8.5	111	92	74
	9	115	96	77
	9.5	120	100	80
	10	124	104	83

DIABETIC is recommended as first line nutritional management for all newly diagnosed cases of Diabetes Mellitus until control of clinical signs and hyperglycemia have been achieved.

NOTE: the use of this food may affect the cat's sensitivity to insulin. It is highly recommended that blood glucose and insulin response are monitored when starting the diet so that insulin dosage can be adapted. Once glycaemic control is reached, nutritional management should be guided by assessment of the Body Condition Score.

BCS ≤ 6/9: continue DIABETIC

BCS > 7/9: transition to SATIETY WEIGHT MANAGEMENT

It is highly recommended that blood glucose and insulin response are monitored when starting or changing the diet so that insulin dosage can be adapted.

It is recommended to divide the daily food intake into a minimum of 3 meals.

*The diabetic patient should be regularly assessed for concurrent disease. If indicated, the nutritional management should be revised

DIABETIC MELLITUS

RECOMMENDED FOR CASES OF

- Diabetes Mellitus and a Body Condition Score (BCS) ≤ 6/9
- Diabetes Mellitus and a BCS > 7/9, until glycaemic control has been achieved

NOT RECOMMENDED IN CASE OF

- Growth, gestation/lactation



GLUCOMODULATION

Specific formula utilising cereals with a low glycaemic index and selected fibres to help in the management of post-prandial blood glucose in diabetic cats.



HIGH PROTEIN

Helps reduce net energy supply and support the maintenance of muscle mass essential in diabetic cats.



LOW STARCH

Formula contains a reduced level of starch to help limit post prandial blood glucose.

KEY VALUES

	Per 1000 kcal	Per 100g as fed
Ash	20.87 g	7.90 g
Moisture	14.53 g	5.50 g
Digestible Carbohydrates (Starch)	50.20g	19.00 g
Protein	120 g	46 g
Fat Content	31.42 g	12 g
Crude Fibre	10.74 g	4.1 g
Carbohydrate (NFE)	64.73 g	24.5 g
Dietary Fibre	30.11 g	11.5 g
Omega-6	7.11 g	2.69 g
Omega-3	1.73 g	0.66 g
EPA + DHA	0.82 g	0.31 g
L-Carnitine	52.37 mg	20 mg
Glucos-chondro	0 mg	0 mg
Calcium	2.75 g	1.04 g
Phosphorus	2.38 g	0.9 g
Sodium	2.09 g	0.8 g
Potassium	2.25 g	0.85 g
Magnesium	0.18 g	0.07 g
Taurine	0.58 g	0.22 g
Vitamin A	7201 IU	2750 IU
Vitamin C	78.55 mg	30 mg
Vitamin D	262 IU	100 IU
Metabolisable energy**		378.5 Kcal

**Calculated according to NRC2006CF.



This diet is formulated to promote a healthy urinary environment

COMPOSITION

Dehydrated poultry protein, barley, wheat gluten***, maize gluten, soya protein isolate***, tapioca, animal fats, hydrolysed animal proteins, vegetable fibres, chicory pulp, minerals, fish oil, psyllium husks and seeds, fructooligo-saccharides, soya oil, marigold extract (source of lutein). Sources of carbohydrates: barley, tapioca.

*** L.I.P.: protein selected for its very high digestibility.

ADDITIVES (KG)****

Nutritional additives: Vitamin A: 25000IU, Vitamin D3: 1000IU, Iron [3b103]: 33mg, Iodine [3b201, 3b202]: 3.3mg, Copper [3b405, 3b406]: 10mg, Manganese [3b502, 3b504]: 43mg, Zinc [3b603, 3b605, 3b606]: 130mg, Selenium [3b801, 3b811, 3b812]: 0.05mg - Preservatives - Antioxidants.

**** Values reflect only levels added to the formula, not those naturally occurring in components of the diet.

DIABETIC



THIN SLICES IN GRAVY

Available in box
of 12 pouches
of 85g

RECOMMENDED DAILY INTAKE & FEEDING DURATION

ADULT CAT	CAT'S WEIGHT (kg)	BODY CONDITION					
		THIN		NORMAL		OVERWEIGHT	
		grams	pouch	grams	pouch	grams	pouch
	2	195	2 +1/2	165	2	130	1 + 1/2
	2.5	230	2 +1/2	190	2	155	2
	3	260	3	220	2 +1/2	175	2
	3.5	290	3 +1/2	245	3	195	2 +1/2
	4	320	4	270	3	215	2 +1/2
	4.5	350	4	290	3 +1/2	235	3
	5	375	4 +1/2	315	3 +1/2	250	3
	5.5	405	5	335	4	270	3
	6	430	5	355	4	285	3 +1/2
	6.5	455	5 +1/2	380	4 +1/2	300	3 +1/2
	7	480	5 +1/2	400	4 +1/2	320	4
	7.5	500	6	420	5	335	4
	8	525	6	440	5	350	4
	8.5	550	6 +1/2	460	5 +1/2	365	4 +1/2
	9	570	6 +1/2	475	5 +1/2	380	4 +1/2
	9.5	595	7	495	6	395	4 +1/2
	10	615	7	515	6	410	5

One pouch is equivalent to 17 g of DIABETIC dry product.

DIABETIC is recommended as first line nutritional management for all newly diagnosed cases of Diabetes Mellitus until control of clinical signs and hyperglycemia have been achieved.

NOTE: the use of this food may affect the cat's sensitivity to insulin. It is highly recommended that blood glucose and insulin response are monitored when starting the diet so that insulin dosage can be adapted. Once glycaemic control is reached, nutritional management should be guided by assessment of the Body Condition Score.

BCS ≤ 6/9: continue DIABETIC

BCS > 7/9: transition to SATIETY WEIGHT MANAGEMENT

It is highly recommended that blood glucose and insulin response are monitored when starting or changing the diet so that insulin dosage can be adapted.

It is recommended to divide the daily food intake into a minimum of 3 meals.

The diabetic patient should be regularly assessed for concurrent disease. If indicated, the nutritional management should be revised.

DIABETIC MELLITUS

RECOMMENDED FOR CASES OF

- Diabetes Mellitus and a Body Condition Score (BCS) ≤ 6/9
- Diabetes Mellitus and a BCS > 7/9, until glycaemic control has been achieved

NOT RECOMMENDED IN CASE OF

- Growth, gestation/lactation



GLUCOMODULATION

Specific formula utilising cereals with a low glycaemic index and selected fibres to help in the management of postprandial blood glucose in diabetic cats.



HIGH PROTEIN

Helps reduce net energy supply and maintenance of muscle mass essential in diabetic cats.



LOW STARCH

Formula that contains a reduced level of starch to help limit postprandial blood glucose.

KEY VALUES

	Per 1000 kcal	Per 100g as fed
Moisture	1063 g	82.50 g
Protein	114.69 g	8.9 g
Fat content	41.24 g	3.2 g
Digestible Carbohydrates (starch)	15.46 g	1.2 g
Carbohydrate (NFE)	36.08 g	2.8 g
Crude Fibre	14.18 g	1.1 g
Dietary Fibre	19.33 g	1.5 g
Omega-6	7.73 g	0.60 g
Omega-3	2.19g	0.17 g
EPA + DHA	1.38 g	0.11 g
Calcium	3.74 g	0.29 g
Phosphorus	2.71 g	0.21 g
Sodium	2.06 g	0.16 g
Arginine	7.09 mg	0.55 g
Crude Ash	21.91 g	1.7 g
Essential Fatty Acids	7.5 g	0.54 g
L-Carnitine	15.46 mg	1.2 mg
Total Sugars	18 g	1.3 g
Moisture	1063 g	82.5 g
Metabolisable energy*		381.9 Kcal

**Calculated according to NRC2006CF.



This diet is formulated to promote a healthy urinary environment.

COMPOSITION

Poultry by-products, pork by-products, pork blood products, maize starch**, hydrolysed pork collagen, powder cellulose, minerals, fish oil, marigold meal. **Carbohydrate source: 1.5%.

ADDITIVES (KG)***

Nutritional additives: Vitamin D3: 270 IU, Iron [3b103]: 3 mg, Iodine [3b201, 3b202]: 0.4 mg, Copper [3b405, 3b406]: 3 mg, Manganese [3b502, 3b504]: 0.8 mg, Zinc [3b603, 3b605, 3b606]: 8 mg -Technological additives: Clinoptilolite of sedimentary origin: 1 g..

*** Values reflect only levels added to the formula, not those naturally occurring in components of the diet.



Available in 1.5 kg bags

RECOMMENDED DAILY INTAKE & FEEDING DURATION

	IDEAL WEIGHT (kg)	STAGE			
		WEIGHT LOSS		MAINTENANCE AFTER WEIGHT LOSS	
		grams	cups	grams	cups
ADULT CAT	2	29	3/8	30	3/8
	2.5	34	3/8	36	4/8
	3	38	4/8	40	4/8
	3.5	43	4/8	45	4/8
	4	47	5/8	50	5/8
	4.5	51	5/8	54	5/8
	5	55	5/8	58	6/8
	5.5	59	6/8	62	6/8
	6	63	6/8	66	6/8
	6.5	66	6/8	70	7/8
	7	70	7/8	74	7/8
	7.5	73	7/8	78	1
	8	77	1	81	1
	8.5	80	1	85	1
	9	84	1	88	1 + 1/8
	9.5	87	1 + 1/8	92	1 + 1/8
	10	90	1 + 1/8	95	1 + 1/8

Weight loss: Individual target weight is determined and then feeding amount established. The recommended daily intake is based on the cat's ideal weight. The starting ration may need to be adjusted during follow-up visits, based on each individual's response and the rate of weight loss. An objective of losing 0.5-2 % bodyweight per week is generally achievable over the first 3 months, and of 0.5-1% afterwards.

Maintenance after weight loss: Energy requirements to maintain stable body weight after weight loss are lower than those of cats that have never had obesity. Based on current scientific knowledge, our maintenance after weight loss rations are calculated by increasing the weight loss ration by about 10%.

It is recommended to divide the daily intake into several meals and have fresh water available at all times.

ROYAL CANIN® SATIETY + MOBILITY dry is a complete dietetic feed for cats formulated for the reduction of excessive body weight and for the support of the metabolism of joints in the case of osteoarthritis. Low energy density, high levels of DHA and total omega-3 fatty acids, increased levels of methionine and manganese, and adequate level of vitamin E.

RECOMMENDATIONS: your advice as a veterinarian is necessary before use and before extending the period of use of this diet. Feed this diet until target body weight is achieved and after if required to maintain target body weight. For cats, a transition period when starting the diet is advised. For an efficient weight loss or ideal weight maintenance, the recommended daily energy intake should not be exceeded. For the support of the metabolism of joints in the case of osteoarthritis, feed this diet initially up to 3 months before recheck. The diet may be continued for the cat's lifetime with vet follow-up.

RECOMMENDED FOR CASES OF

Weight management:

- Overweight/obesity: weight loss and maintenance after weight loss
- Stabilised diabetes mellitus with overweight/obesity
- Hyperlipidaemia with overweight/obesity

Joint conditions/mobility:

- Osteoarthritis
- Joints in need of support after orthopaedic surgery or trauma
- Decreased mobility

NOT RECOMMENDED IN CASES OF

- Growth, gestation/lactation
- Underweight
- Conditions where high fibre content is not recommended (eg: chronic constipation/history of constipation in response to a high fibre diet)



EFFECTIVE WEIGHT MANAGEMENT

Provides safe weight loss and helps avoid weight regain. 97% of cats lost weight in 3 months using this nutritional approach.*



BEGGING CONTROL

High level of selected fibres helps keep cats satisfied between meals. Nutritional approach shown to help control begging in 82% of cats during weight loss.*



LOW CALORIE

Overweight can negatively impact mobility. Low calorie content to help achieve and maintain an ideal body weight, thus supporting healthy mobility.



JOINT SUPPORT

With Green Lipped Mussel and a high level of omega-3 fatty acids (EPA+DHA) to support mobility and joints in the case of osteoarthritis.

[S/O INDEX] This diet is formulated to promote a healthy urinary environment.

*Flanagan J et al (2018) An international multi-centre cohort study of weight loss in overweight cats: Differences in outcome in different geographical locations. PLoS One :13(7):e0200414.

KEY VALUES

	Per 1000 kcal	Per 100 g as fed
Moisture	17.75 g	5.50 g
Protein	110 g	34 g
Fat content	29.05 g	9 g
Crude fibre	48.10 g	14.90 g
Ash	28.08 g	8.70 g
Carbohydrate (NFE)	90.06 g	27.90 g
Dietary fibre	79.41 g	24.60 g
Omega-6 fatty acids	5.71 g	1.77 g
Omega-3 fatty acids	3.49 g	1.08 g
EPA + DHA	2.68 g	0.83 g
Glucosamine + Chondroitin	323 mg	100 mg
Calcium	4.33 g	1.34 g
Phosphorus	3.39 g	1.05 g
Sodium	1.78 g	0.55 g
Chloride	2.78 g	0.86 g
Magnesium	0.19 g	0.06 g
Vitamin D	323 IU	100 IU
Vitamin E	235.60 IU	730 IU
Taurine	0.61 g	0.19 g
Metabolisable energy**		309.80 kcal

**Calculated according to NRC 2006.

Docosahexaenoic acid (DHA): 0.6% - Methionine: 0.64% - Manganese: 53mg/kg

COMPOSITION

Dehydrated poultry proteins, vegetable fibres, manioc (tapioca), hydrolysed animal proteins, wheat flour, maize gluten, wheat gluten, minerals, chicory pulp, animal fats, algal oil Schizochytrium sp. (source of EPA+DHA), maize flour, psyllium husks and seeds, New Zealand green-lipped mussel powder (GLM) (0.29%), glucosamine from fermentation, marigold meal, fish oil, hydrolysed cartilage (source of chondroitin 0.0005%).

ADDITIVES (KG)***

Nutritional additives: Vitamin A: 25500 IU, Vitamin D3: 1000 IU, Iron (3b103): 29 mg, Iodine (3b201, 3b202): 2.9 mg, Copper (3b405, 3b406): 9 mg, Manganese (3b502, 3b504): 37 mg, Zinc (3b603, 3b605, 3b606): 123 mg, Selenium (3b801, 3b811, 3b812): 0.04 mg - Antioxidants.

*** Values reflect only levels added to the formula, not those naturally occurring in components of the diet.



URINARY S/O

+ BLADDER COMFORT

+ SATIETY



Available in 2 kg bags

RECOMMENDED DAILY INTAKE & FEEDING DURATION

	IDEAL WEIGHT (kg)	STAGE			
		WEIGHT LOSS		MAINTENANCE AFTER WEIGHT LOSS	
		grams	cups	grams	Cups
ADULT CAT	2	28	2/8	30	3/8
	2.5	33	2/8	35	3/8
	3	38	3/8	40	4/8
	3.5	42	3/8	45	4/8
	4	47	4/8	49	5/8
	4.5	51	4/8	54	5/8
	5	55	4/8	58	6/8
	5.5	58	4/8	62	6/8
	6	62	5/8	66	6/8
	6.5	66	5/8	70	7/8
	7	69	5/8	73	7/8
	7.5	73	6/8	77	7/8
	8	76	6/8	81	1
	8.5	80	6/8	84	1
	9	83	6/8	88	1
	9.5	86	6/8	91	1 + 1/8
	10	89	7/8	95	1 + 1/8

Weight loss: Individual target weight is determined and then feeding amount established. The recommended daily intake is based on the cat's ideal weight. The starting ration may need to be adjusted during follow-up visits, based on each individual's response and the rate of weight loss. An objective of losing 0.5-2 % bodyweight per week is generally achievable over the first 3 months, and of 0.5-1% afterwards. Maintenance after weight loss: Energy requirements to maintain stable body weight after weight loss are lower than those of cats that have never had obesity. Based on current scientific knowledge, our maintenance after weight loss rations are calculated by increasing the weight loss ration by about 10%.

It is recommended to divide the daily intake into several meals and have fresh water available at all times.

ROYAL CANIN® URINARY S/O + BLADDER COMFORT + SATIETY dry is a complete dietetic feed for cats formulated for the dissolution of struvite stones, the reduction of struvite stone recurrence, for feline lower urinary tract disease and for the reduction of excessive body weight. Urine undersaturating or metabolising properties for struvite and/or urine acidifying properties.

RECOMMENDATIONS: your advice as a veterinarian is necessary before use and before extending the period of use of this diet. Feed this diet 5 to 12 weeks for the dissolution of struvite stones and initially up to 6 months before recheck for the reduction of struvite stone recurrence. Feed until the target body weight is achieved and after if required to maintain target body weight. For cats, a transition period when starting the diet is advised.

For an efficient weight loss or ideal weight maintenance, the recommended daily energy intake should not be exceeded. The diet may be continued for the cat's lifetime with vet follow-up.

RECOMMENDED FOR CASES OF

Urinary disorders:

- Feline Idiopathic Cystitis (FIC)
- Struvite uroliths and urethral plugs: dissolution and management of recurrence
- Calcium oxalate uroliths: management of recurrence
- Stress or anxiety-related urinary conditions
- Management of risk factors for Feline Lower Urinary Tract Disease (FLUTD) : overweight, insufficient water intake and exposure to increased environmental challenges

Weight management:

- Overweight/obesity: weight loss and maintenance after weight loss
- Stabilised diabetes mellitus with concomitant overweight/obesity
- Hyperlipidaemia with concomitant overweight/obesity

NOT RECOMMENDED FOR CASES OF

- Growth, gestation or lactation
- Azotaemic Chronic Kidney Disease (IRIS stage 2 to 4)
- Concurrent use of urine-acidifying drugs
- Congestive Heart Failure / Cardiac Disease (when sodium restriction is sought)
- Conditions where high fibre content is not recommended (eg: chronic constipation, severe arthritis making defecation difficult)



STRUVITE DISSOLUTION

Helps dissolve struvite stones



HYDRATION SUPPORT

This diet encourages cats' natural drinking behaviour. It promotes urine dilution thus limiting urine saturation.



BLADDER COMFORT

This diet contains a combination of nutrients to address the leading risk factors of FLUTD including FIC.



WEIGHT MANAGEMENT

Formulated to support safe weight loss, control begging and help limit weight regain.

[S/O INDEX] This diet is formulated to promote a healthy urinary environment.

KEY VALUES

	Per 1000 kcal	Per 100g as fed
Moisture	17.59 g	5.50 g
Protein	109 g	34 g
Fat content	28.79 g	9 g
Crude Fibre	46.71 g	14.60 g
Ash	26.23 g	8.20 g
Carbohydrate (NFE)	90.85 g	28.4 g
Dietary Fibre	78.37 g	24.50 g
Omega-6 fatty acids	5.76 g	1.80 g
Omega-3 fatty acids	1.79 g	0.56 g
EPA + DHA	1.02 g	0.32 g
Calcium	2.85 g	0.89 g
Phosphorus	2.56 g	0.80 g
Potassium	2.59 g	0.81 g
Sodium	3.61 g	1.13 g
Chloride	6.05 g	1.89 g
Magnesium	0.16 g	0.05 g
Vitamin A	8890 IU	2520 IU
Vitamin D	289 IU	100 IU
Metabolisable energy*		312.60 kcal

*Calculated according to NRC 2006 CF.

Sulphur 0.71%

COMPOSITION

Dehydrated poultry proteins, vegetable fibres, wheat gluten, manioc (tapioca), wheat flour, hydrolysed animal proteins, minerals, animal fats, chicory pulp, maize gluten, fish oil, maize flour, psyllium husks and seeds, mangold meal, hydrolysed cartilage, glucosamine from fermentation, hydrolysed cartilage (source of chondroitin).

ADDITIVES (KG)***

Nutritional additives: Vitamin A: 25000 IU, Vitamin D3: 1000 IU, Iron (3b103): 30 mg, Iodine (3b201, 3b202): 3.1 mg, Copper (3b405, 3b406): 9 mg, Manganese (3b502, 3b504): 40 mg, Zinc (3b603, 3b605, 3b606): 95 mg, Selenium (3b801, 3b811, 3b812): 0.04 mg - Antioxidants

*** Values reflect only levels added to the formula, not those naturally occurring in components of the diet.

CATS MIX FEEDING GUIDELINES



MIX: SATIETY CAT DRY + SATIETY CAT WET POUCH

IDEAL WEIGHT (kg)	POUCH	STAGE		
		START	IF NO LOSS AFTER 4 WEEKS*	SUGGESTED DAILY IN-TAKE AFTER WEIGHT LOSS
		DRY (g)	DRY (g)	DRY (g)
2	1+	10	5	13
3	1+	20	13	24
4	1+	28	21	34
5	1+	36	28	43
6	1+	44	35	52
7	1+	51	41	61
8	1+	58	47	69

*Review the weight loss plan including: BCS, ideal weight, feeding volume and measuring before making any adjustments.



MIX: DIABETIC CAT DRY + DIABETIC CAT WET POUCH

CAT'S WEIGHT (kg)	POUCH	BODY CONDITION		
		THIN	NORMAL	OVERWEIGHT
		DRY (g)	DRY (g)	DRY (g)
2	1+	22	16	9
3	1+	36	27	18
4	1+	48	37	26
6	1+	69	55	40
8	1+	89	71	53

WEIGHT MANAGEMENT
CALCULATIONS

HOW TO CALCULATE IDEAL BODY WEIGHT

BODY CONDITION SCORE	VARIATION FROM IDEAL BODY WEIGHT	CALCULATION
5	100% Ideal body weight	Ideal body weight
6	10% Overweight	$\frac{\text{Current body weight}}{1.1}$
7	20% Overweight	$\frac{\text{Current body weight}}{1.2}$
8	30% Overweight	$\frac{\text{Current body weight}}{1.3}$
9	40% Overweight	$\frac{\text{Current body weight}}{1.4}$

CALCULATING PERCENTAGE WEIGHT LOSS

1

$$\frac{\text{Weight lost}}{\text{Body weight at last weigh-in}} \times 100$$

2

Example:
33.6kg dog lost 0.9kg

$$\frac{0.9}{33.6} \times 100 = 2.7\%$$

Divide by number of weeks on diet to get average weight loss per week

3

Safe weight loss:-
Dogs = 1-3% per week*

Cats = 0.5-2% per week

Average weight loss for cats and dogs is 0.8% per week.

*for the first 12 weeks



CANINE NUTRITIONAL MANAGEMENT DECISION TREE

OVERWEIGHT/OBESE
BCS ≥ 7

**MULTIPLE
CONDITIONS**

Mobility
Issues

Dissolution of pure struvite
crystals/stones and **reduction** of
formation of calcium oxalate or
struvite crystals/stones

Nutrient
Intolerance

**SINGLE
CONDITION**

Ideal Body
Weight $> 10\text{kg}$

Ideal Body
Weight $\leq 10\text{kg}$



**SATIETY
MOBILITY**



**URINARY S/O
SATIETY**



**HYPOALLERGENIC
SATIETY**

**SATIETY
WEIGHT MANAGEMENT**

**SATIETY
WEIGHT MANAGEMENT**
SMALL DOGS

S



Loaf

**NEWLY DIAGNOSED/NOT YET STABILISED
DIABETES MELLITUS**
(INITIATE INSULIN & ASSESS BLOOD GLUCOSE)

BCS ≥ 7

BCS ≤ 6

Ideal Body
Weight $> 10\text{kg}$

Ideal Body
Weight $\leq 10\text{kg}$

**SATIETY
WEIGHT MANAGEMENT**

**SATIETY
WEIGHT MANAGEMENT**
SMALL DOGS

S

DIABETIC



Loaf



Loaf

Please note: If patients lose too much weight or struggle to stabilise, a transition to DIABETIC is recommended.



NEW

TREATS COMPATIBLE WITH

SATIETY DIETS





SATIETY WEIGHT MANAGEMENT



Available in
1.5, 6 and
12kg bags

RECOMMENDED DAILY INTAKE & FEEDING DURATION

ADULT DOG	IDEAL WEIGHT (kg) ¹	STAGE		
		START	IF NO LOSS AFTER 4 WEEKS ²	SUGGESTED DAILY INTAKE AFTER WEIGHT LOSS
		grams	grams	grams
10	148	126	139	
12	169	145	159	
14	190	163	179	
16	210	180	198	
18	229	197	216	
20	248	213	234	
25	293	251	277	
30	336	288	317	
35	378	324	356	
40	417	358	393	
45	456	391	430	
50	493	423	465	
55	530	454	500	
60	566	485	533	
70	635	544	599	
80	702	602	662	
90	767	657	723	

¹For dogs less than 10kg it is recommended to use Satiety Small Dog
²Review the weight loss plan including: BCS, ideal weight, feeding volume and measuring before making any adjustments.

IDEAL WEIGHT should be determined according to weight and BCS of the individual. The recommended daily intake is based on the pet's ideal weight. The starting ration may need to be adjusted during follow up visits. An objective of losing 1-3% bodyweight per week is generally achievable over the first 3 months, and of 0.5-2% afterwards.

MAINTENANCE RATION: Energy requirements to maintain stable body weight after weight loss are lower than those of dogs that have never been obese. It is recommended to continue feeding the weight loss diet once ideal or target weight has been achieved. To maintain ideal weight, gradually increase the daily food intake until weight has stabilised. Maintenance rations may need to be adjusted based on the individual. If the dog regains more than 5% of body weight, the ration should be decreased to weight loss rations.

It is recommended to use digital food scales for measuring daily food allowance and divide the daily food intake into a minimum of 2 meals.

¹Flanagan J et al. Success of a weight loss plan for overweight dogs: the results of an international weight loss study. PLoS One 2017;12(9):e0184199.

WEIGHT MANAGEMENT

RECOMMENDED FOR WEIGHT LOSS / MAINTENANCE AFTER WEIGHT LOSS IN CASE OF

- Overweight/Obesity
- Stabilised Diabetes Mellitus with overweight/obesity
- Hyperlipidaemia with overweight/obesity

NOT RECOMMENDED IN CASE OF

- Dogs with a history of constipation in response to a high fibre diet
- Growth, gestation/lactation



EFFECTIVE WEIGHT MANAGEMENT

Supports safe weight loss and helps limit weight regain. 97% of dogs lost weight in 3 months¹.



BEGGING CONTROL

High natural fibre level helps keep dogs satisfied between meals. Helped control begging in 83% of dogs during weight loss¹.



MUSCLE MASS MAINTENANCE

High protein content helps support healthy weight loss while maintaining muscle mass.

¹Flanagan J et al. Success of a weight loss plan for overweight dogs: the results of an international weight loss study. PLoS One 2017;12(9):e0184199.

KEY VALUES

	Per 1000 kcal	Per 100g as fed
Moisture	35.6 g	9.5 g
Protein	112.44 g	30 g
Fat Content	35.6 g	9.5 g
Crude Fibre	63.72 g	17.00 g
Total Dietary Fibre	106.07 g	28.3 g
Ash	21.73 g	5.8 g
NFE	106.07 g	28.3 g
Gluko-Chondro	749.62 mg	200 mg
Omega-6	7.6 g	2.03 g
Omega-3	2.92 g	0.78 g
EPA + DHA	1.49 g	0.4 g
Calcium	3.37 g	0.9 g
Phosphorus	2.62 g	0.7 g
Sodium	1.12 g	0.3 g
Potassium	3.37 g	0.9 g
Chloride	3.22 g	0.86 g
Magnesium	0.52 g	0.14 g
Taurine	0.75 g	0.2 g
L-Carnitine	121.81 mg	32.5 mg
Vitamin D	374.81 IU	100 IU
Metabolisable energy****		267Kcal

**** Calculated according to NRC2006TDF.

COMPOSITION

Vegetable fibres, dehydrated poultry protein, wheat gluten**, manioc (tapioca), maize gluten, hydrolysed animal proteins, wheat, maize, animal fats, beet pulp, fish oil, minerals, psyllium husks and seeds, soya oil, fructo-oligosaccharides, glucosamine from fermentation, marigold meal, hydrolysed cartilage (source of chondroitin).

**L.I.P. -: protein selected for its very high digestibility.

ADDITIVES (KG)***

Nutritional additives: Vitamin A: 19000 IU, Vitamin D3: 1000 IU, Iron (3b103): 35 mg, Iodine (3b201, 3b202): 3.5 mg, Copper (3b405, 3b406): 11 mg, Manganese (3b502, 3b504): 46 mg, Zinc (3b603, 3b605, 3b606): 137 mg, Selenium (3b801, 3b811, 3b812): 0.06 mg - Preservatives - Antioxidants

*** Values reflect only levels added to the formula, not those naturally occurring in components of the diet.

SATIETY WEIGHT MANAGEMENT



LOAF

Available in
410g can

RECOMMENDED DAILY INTAKE & FEEDING DURATION BASED ON 410G

ADULT DOG	IDEAL WEIGHT (kg)	STAGE					
		START		IF NO LOSS AFTER 4 WEEKS ¹		SUGGESTED DAILY FOOD INTAKE AFTER WEIGHT LOSS	
		grams	can 410g	grams	can 410g	grams	can 410g
2	191	2/4	164	2/4	180	2/4	
4	321	3/4	275	3/4	303	3/4	
6	435	1	373	1	410	1	
8	540	1 + 1/4	463	1 + 1/4	509	1 + 1/4	
10	638	1 + 2/4	547	1 + 1/4	602	1 + 2/4	
15	865	2	741	1 + 3/4	815	2	
20	1073	2 + 2/4	920	2 + 1/4	1012	2 + 2/4	
25	1268	3	1087	2 + 3/4	1196	3	
30	1454	3 + 2/4	1247	3	1371	3 + 1/4	
35	1633	3 + 2/4	1399	3 + 2/4	1539	3 + 3/4	
40	1805	4 + 2/4	1547	3 + 3/4	1701	4 + 1/4	
45	1971	4 + 3/4	1690	4	1859	4 + 2/4	
50	2133	5 + 1/4	1828	4 + 2/4	2011	5	
55	2291	5 + 2/4	1964	4 + 3/4	2160	5 + 1/4	
60	2446	6	2096	5	2306	5 + 2/4	

One can is equivalent to 95 g of SATIETY dry product and 94g of SATIETY SMALL DOG dry product.

¹ Review the weight loss plan including: BCS, ideal weight, feeding volume and measuring before making any adjustments.

IDEAL WEIGHT should be determined according to weight and BCS of the individual. The recommended daily intake is based on the pet's ideal weight. The starting ration may need to be adjusted during follow up visits. An objective of losing 1-3% bodyweight per week is generally achievable over the first 3 months, and of 0.5-2% afterwards.

MAINTENANCE RATION: Energy requirements to maintain stable body weight after weight loss are lower than those of dogs that have never been obese. It is recommended to continue feeding the weight loss diet once ideal or target weight has been achieved. To maintain ideal weight, gradually increase the daily food intake until weight has stabilised.

Maintenance rations may need to be adjusted based on the individual. If the dog regains more than 5% of body weight, the ration should be decreased to weight loss rations.

It is recommended to use digital food scales for measuring daily food allowance and divide the daily food intake into a minimum of 2 meals.

WEIGHT MANAGEMENT

RECOMMENDED FOR WEIGHT LOSS / MAINTENANCE AFTER WEIGHT LOSS IN CASE OF

- Overweight/Obesity
- Stabilised Diabetes Mellitus with overweight/obesity
- Hyperlipidaemia with overweight/obesity

NOT RECOMMENDED IN CASE OF

- Growth, gestation/lactation



EFFECTIVE WEIGHT MANAGEMENT

Helps support safe weight loss and limits weight regain.



BEGGING CONTROL

Nutritional profile that helps keep dogs satisfied between meals.



MUSCLE MASS MAINTENANCE

High protein content helps support healthy weight loss while maintaining muscle mass.

KEY VALUES

	Per 1000 kcal	Per 100g as fed
Moisture	1345.21 g	83 g
Protein	129.65 g	8 g
Fat Content	32.41 g	2 g
Crude Fibre	32.41 g	2 g
Total Dietary Fibre	51.86 g	3.2 g
Ash	16.2 g	1 g
Carbohydrate (NFE)	64.83 g	4 g
Glucosamine + chondroitin	137.76 mg	8.5 mg
Omega-6	5.67 g	0.35 g
Omega-3	1.46 g	0.09 g
EPA + DHA	0.97 g	0.06 g
Calcium	2.27 g	0.14 g
Phosphorus	1.94 g	0.12 g
Sodium	1.94 g	0.12 g
Potassium	2.27 g	0.14 g
Chloride	3.08 g	0.19 g
Magnesium	0.24 g	0.015 g
Taurine	1.22 g	0.075 g
L-Carnitine	113.45 mg	7 mg
Vitamin D	486.22 IU	30 IU
Metabolisable energy**		61.7Kcal

**calculated according to NRC2006TDF.



This diet is formulated to promote a healthy urinary environment.

COMPOSITION

Meat and animal derivatives, derivatives of vegetable origin, cereals, oils and fats, minerals, molluscs and crustaceans.

ADDITIVES (KG)**

Nutritional additives: Vitamin D3: 290 IU, Iron (3b103): 6.5 mg, Iodine (3b202): 0.2 mg, Copper (3b405, 3b406): 1.8 mg, Manganese (3b502, 3b503, 3b504): 2 mg, Zinc (3b603, 3b605, 3b606): 20 mg - Technological additives: Clinoptilolite of sedimentary origin: 1 g.

** Values reflect only levels added to the formula, not those naturally occurring in components of the diet.



SATIETY WEIGHT MANAGEMENT

SMALL DOGS



Available in
1.5, 3 and
8kg bags

RECOMMENDED DAILY INTAKE & FEEDING DURATION

	IDEAL WEIGHT (kg)	STAGE		
		START	IF NO LOSS AFTER 4 WEEKS ²	SUGGESTED DAILY FOOD INTAKE AFTER WEIGHT LOSS
ADULT DOG		grams	grams	grams
	2	44	37	41
	2.5	52	44	49
	3	59	51	56
	3.5	66	57	63
	4	73	63	69
	4.5	80	69	76
	5	87	74	82
	5.5	93	80	88
	6	100	85	94
	6.5	106	91	100
	7	112	96	105
	7.5	118	101	111
	8	124	106	116
	8.5	129	111	122
	9	135	116	127
	9.5	140	120	132
	10	146	125	138

² Review the weight loss plan including: BCS, ideal weight, feeding volume and measuring before making any adjustments.

IDEAL WEIGHT should be determined according to weight and BCS of the individual. The recommended daily intake is based on the pet's ideal weight. The starting ration may need to be adjusted during follow up visits. An objective of losing 1-3% bodyweight per week is generally achievable over the first 3 months, and of 0.5-2% afterwards.

MAINTENANCE RATION: Energy requirements to maintain stable body weight after weight loss are lower than those of dogs that have never been obese. It is recommended to continue feeding the weight loss diet once ideal or target weight has been achieved. To maintain ideal weight, gradually increase the daily food intake until weight has stabilised.

Maintenance rations may need to be adjusted based on the individual. If the dog regains more than 5% of body weight, the ration should be decreased to weight loss rations.

It is recommended to use digital food scales for measuring daily food allowance and divide the daily food intake into a minimum of 2 meals.

¹Flanagan J et al. Success of a weight loss plan for overweight dogs: the results of an international weight loss study. PLoS One 2017;12(9):e0184199.

WEIGHT MANAGEMENT

RECOMMENDED FOR WEIGHT LOSS AND MAINTENANCE AFTER WEIGHT LOSS IN SMALL BREED DOGS (IDEAL WEIGHT < 10 KG) IN CASES OF

- Overweight/Obesity
- Stabilised Diabetes Mellitus with overweight/obesity
- Hyperlipidaemia with overweight/obesity

NOT RECOMMENDED IN CASE OF

- Dogs with a history of constipation in response to a high fibre diet
- Growth, gestation/lactation



EFFECTIVE WEIGHT MANAGEMENT

Supports safe weight loss and helps limit weight regain. 97% of dogs lost weight in 3 months¹.



BEGGING CONTROL

High natural fibre level helps keep dogs satisfied between meals. Helped control begging in 83% of dogs during weight loss¹.



SPECIFICALLY FORMULATED FOR SMALL DOGS

Adapted formula to meet the specific digestive, dental and urinary sensitivities of small dogs.

KEY VALUES

	Per 1000 kcal	Per 100g as fed
Moisture	35.24 g	9.5 g
Protein	111.27 g	30 g
Fat Content	35.24 g	9.5 g
Crude Fibre	57.86	15.60
Total Dietary Fibre	102 g	27.5 g
Ash	25.22 g	6.8 g
NFE	106.08 g	28.6 g
Glucos-Chondro	370.91 mg	100 mg
Omega-6	6.82 g	1.84 g
Omega-3	2.29 g	0.62 g
EPA + DHA	1.11 g	0.3 g
Calcium	3.38 g	0.91 g
Phosphorus	2.82 g	0.76 g
Sodium	2.60 g	0.7 g
Potassium	2.97 g	0.8 g
Chloride	4.71 g	1.27 g
Magnesium	0.45 g	0.12 g
Taurine	0.74 g	0.2 g
L-Carnitine	120.54 mg	32.5 mg
Vitamin D	370.91 IU	100 IU
Metabolisable energy*		269.6 Kcal

*Calculated according to NRC2006TDF.



This diet is formulated to promote a healthy urinary environment.

COMPOSITION

Dehydrated poultry protein, vegetable fibres, wheat gluten**, manioc (tapioca), hydrolysed animal proteins, chicory pulp, wheat, maize, maize gluten, animal fats, minerals, psyllium husks and seeds, fish oil, sodium butyrate, fructooligosaccharides, marigold meal, glucosamine from fermentation, lysed cartilage (source of chondroitin).


** L.I.P.: protein selected for its very high digestibility.

ADDITIVES (KG)***

Nutritional additives: Vitamin A: 19000IU, Vitamin D3: 1000IU, Iron (3b103): 34mg, Iodine (3b201, 3b202): 3.4mg, Copper (3b405, 3b406): 10mg, Manganese (3b502, 3b504): 44mg, Zinc (3b603, 3b605, 3b606): 136mg, Selenium (3b801, 3b811, 3b812): 0.05mg - Preservatives - Antioxidants.

*** Values reflect only levels added to the formula, not those naturally occurring in components of the diet.

DIABETIC



Available in
1.5, 7 and
12kg bags

RECOMMENDED DAILY INTAKE & FEEDING DURATION

	DOG'S WEIGHT (kg)	BODY CONDITION		
		THIN	NORMAL	OVERWEIGHT
ADULT DOG		grams	grams	grams
	2	61	54	46
	4	103	91	78
	6	139	123	106
	8	173	152	131
	10	205	180	155
	15	277	244	211
	20	344	303	261
	25	407	358	309
	30	466	410	354
	35	523	461	398
	40	578	509	440
	45	632	556	480
	50	684	602	520
	55	735	646	558
	60	784	690	596
	70	880	775	669
	80	973	856	739

DIABETIC is recommended as first line nutritional management for all newly diagnosed cases of Diabetes Mellitus until control of clinical signs and hyperglycemia have been achieved. Diabetic patients should be regularly assessed for concurrent disease. If indicated, nutritional management should be reviewed.

It is recommended to use digital food scales for measuring daily food allowance.

NOTE: The use of this food may affect the dog's sensitivity to insulin. It is highly recommended that blood glucose and insulin response are monitored when starting the diet so that insulin dosage can be adapted.

DIABETIC MELLITUS

RECOMMENDED FOR CASES OF

- Diabetes Mellitus and a Body Condition Score (BCS) < 6/9
- Diabetes Mellitus and a BCS > 7/9, until glycaemic control has been achieved after which transition to SATIETY for weight loss

NOT RECOMMENDED IN CASE OF

- Growth, gestation/lactation



GLUCOMODULATION

Specific formula utilising cereals with a low glycaemic index and selected fibres to help in the management of post-prandial blood glucose in diabetic dogs.



HIGH PROTEIN

Helps reduce net energy supply and support maintenance of muscle mass essential in diabetic dogs.



LOW STARCH

Formula contains a reduced level of starch to help limit post-prandial blood glucose.

KEY VALUES

	Per 1000 kcal	Per 100g as fed
Moisture	27.64 g	9.50 g
Ash	15.42 g	5.30 g
Digestible Carbohydrates (Starch)	54.99 g	18.910 g
Protein	107.65 g	37 g
Fat Content	34.91 g	12 g
Crude Fibre	18.91 g	6.5 g
NFE	85.83 g	29.5 g
Total Dietary Fibre	49.75 g	17.1 g
Omega-6	6.20 g	2.13 g
Omega-3	1.86 g	0.64 g
EPA + DHA	0.87 g	0.3 g
L-Carnitine	58.19 mg	20 mg
Glucos-chondro	0 mg	0 mg
Calcium	2.62 g	0.9 g
Phosphorus	2.04 g	0.7 g
Sodium	0.87 g	0.3 g
Potassium	2.04 g	0.7 g
Magnesium	0.2 g	0.07 g
Taurine	0.55 g	0.19 g
Vitamin A	4946.17 IU	1700 IU
Vitamin C	87.29 mg	30 mg
Metabolisable energy*		343.7 Kcal

*Calculated according to NRC2006CF.

COMPOSITION

Dehydrated poultry protein, barley, hydrolysed animal proteins, wheat gluten**, maize gluten, vegetable fibres, animal fats, beet pulp, manioc (tapioca), fish oil, psyllium husks and seeds, fructooligosaccharides, minerals, marigold meal. Carbohydrate sources: barley (20.5%), manioc (tapioca) (5%).

** L.I.P.: protein selected for its very high digestibility.

ADDITIVES (KG)***

Nutritional additives: Vitamin A: 15500IU, Vitamin D3: 1000IU, Iron (3b103): 33mg, Iodine (3b201, 3b202): 3.4mg, Copper (3b405, 3b406): 10mg, Manganese (3b502, 3b504): 43mg, Zinc (3b603, 3b605, 3b606): 125mg, Selenium (3b801, 3b811, 3b812): 0.05mg - Preservatives - Antioxidants.

*** Values reflect only levels added to the formula, not those naturally occurring in components of the diet.





DIABETIC SPECIAL

LOW CARBOHYDRATE

DIABETIC SPECIAL

LOW CARBOHYDRATE



LOAF

Available in
410g can

RECOMMENDED DAILY INTAKE & FEEDING DURATION

ADULT DOG	DOG'S WEIGHT (kg)	BODY CONDITION					
		THIN		NORMAL		OVERWEIGHT	
		grams	can	grams	can	grams	can
	2	257	3/4	226	2/4	195	2/4
	4	432	1	380	1	328	3/4
	6	585	1 + 2/4	515	1 + 1/4	445	1
	8	726	1 + 3/4	639	1 + 2/4	552	1 + 1/4
	10	858	2	755	1 + 3/4	652	1 + 1/4
	15	1163	2 + 3/4	1024	2 + 2/4	884	2 + 1/4
	20	1443	3 + 2/4	1270	3	1097	2 + 3/4
	25	1706	4 + 1/4	1502	3 + 3/4	1297	3 + 1/4
	30	1956	4 + 3/4	1722	4 + 1/4	1487	3 + 3/4
	35	2196	5 + 1/4	1933	4 + 3/4	1669	4
	40	2428	6	2136	5 + 1/4	1845	4 + 2/4
	45	2652	6 + 2/4	2334	5 + 3/4	2015	5
	50	2870	7	2525	6 + 1/4	2181	5 + 1/4
	55	3082	7 + 2/4	2713	6 + 2/4	2343	5 + 3/4
	60	3290	8	2895	7	2501	6
	70	3694	9	3250	8	2807	6 + 3/4
	80	4083	10	3593	8 + 3/4	3103	7 + 2/4

One can is equivalent to 92 g of DIABETIC dry product.

DIABETIC is recommended as first line nutritional management for all newly diagnosed cases of Diabetes Mellitus until control of clinical signs and hyperglycemia have been achieved. Diabetic patients should be regularly assessed for concurrent disease. If indicated, nutritional management should be reviewed.

NOTE: The use of this food may affect the dog's sensitivity to insulin. It is highly recommended that blood glucose and insulin response are monitored when starting the diet so that insulin dosage can be adapted.

DIABETIC MELLITUS

RECOMMENDED FOR CASES OF

- Diabetes Mellitus and a Body Condition Score (BCS) $\leq 6/9$
- Diabetes Mellitus and a BCS $\geq 7/9$, until glycaemic control has been achieved, after which transition to SATIETY for weight loss

NOT RECOMMENDED IN CASE OF

- Growth, gestation/lactation



GLUCOMODULATION

Specific formula utilising cereals with a low glycaemic index and selected fibres to help in the management of post-prandial blood glucose in diabetic dogs.



HIGH PROTEIN

Helps reduce net energy supply and support maintenance of muscle mass essential in diabetic dogs.



LOW STARCH

Formula contains a reduced level of starch to help limit post-prandial blood glucose.

KEY VALUES

	Per 1000 kcal	Per 100g as fed
Moisture	1025 g	79 g
Ash	19.46g	1.5g
Digestible Carbohydrates (Starch)	20.75g	1.6 g
Protein	116.73 g	9 g
Fat Content	51.88 g	4 g
Crude Fibre	31.13 g	2.4 g
Carbohydrate (NFE)	53.18 g	4.1 g
Total Dietary Fibre	50.58 g	3.9 g
Omega-6	12.97 g	1 g
Omega-3	0.78 g	0.06 g
EPA + DHA	0.09 g	0.007 g
L-Carnitine	58.37 mg	4.5 mg
Glucosamine + chondroitin	0 mg	0 mg
Calcium	3.63 g	0.28 g
Phosphorus	2.72 g	0.21 g
Sodium	1.30 g	0.1 g
Potassium	2.46 g	0.19 g
Magnesium	0.26 g	0.02 g
Taurine	1.43 g	0.11 g
Vitamin A	15564.2 IU	1200 IU
Vitamin C	77.82 mg	6 mg
Vitamin D	233.46 IU	18 IU
Metabolisable energy*		77.1 Kcal

* Calculated according to NRC2006TDF.



This diet is formulated to promote a healthy urinary environment.

COMPOSITION

Pork by-products, poultry by-products, chicken meat, powdered cellulose, maize grits, pork blood products, sunflower oil, beet pulp, minerals, marigold extract (source of lutein).

ADDITIVES (KG)**

Nutritional additives: Vitamin D3: 180IU, Iron (3b103): 3mg, Iodine (3b201, 3b202): 0.3mg, Copper (3b405, 3b406): 2mg, Manganese (3b502, 3b504): 1mg, Zinc (3b603, 3b605, 3b606): 10mg.

** Values reflect only levels added to the formula, not those naturally occurring in components of the diet.



Available in 1.5 kg, 3.5 kg, 9 kg bags

RECOMMENDED DAILY INTAKE & FEEDING DURATION

ADULT DOG	IDEAL WEIGHT (kg)	STAGE			
		WEIGHT LOSS		MAINTENANCE AFTER WEIGHT LOSS	
		grams	cups	grams	cups
	2	37	4/8	41	4/8
	4	63	6/8	69	7/8
	6	85	1	93	1 + 1/8
	8	105	1 + 2/8	116	1 + 3/8
	10	125	1 + 4/8	137	1 + 5/8
	15	169	2 + 1/8	186	2 + 2/8
	20	210	2 + 5/8	230	2 + 7/8
	25	248	3	272	3 + 3/8
	30	284	3 + 4/8	312	3 + 7/8
	35	319	3 + 7/8	351	4 + 2/8
	40	352	4 + 3/8	388	4 + 6/8
	45	385	4 + 6/8	423	5 + 1/8
	50	417	5 + 1/8	458	5 + 5/8
	55	447	5 + 4/8	492	6
	60	478	5 + 7/8	525	6 + 3/8
	70	536	6 + 5/8	590	7 + 2/8
	80	593	7 + 2/8	652	8

Weight loss: Individual target weight is determined and then feeding amount established. The recommended daily intake is based on the dog's ideal weight. The starting ration may need to be adjusted during follow-up visits, based on each individual's response and the rate of weight loss. An objective of losing 1-3% bodyweight per week is generally achievable over the first 3 months, and of 0.5-2% afterwards.

Maintenance after weight loss: Energy requirements to maintain stable body weight after weight loss are lower than those of dogs that have never had obesity. Based on current scientific knowledge, our maintenance after weight loss rations are calculated by increasing the weight loss ration by about 10%. It is recommended to divide the daily intake into at least 2 meals and have fresh water available at all times. Maximum benefits on mobility support are expected after 6 to 8 weeks feeding.

ROYAL CANIN® SATIETY + MOBILITY dry is a complete dietetic feed for dogs formulated for the reduction of excessive body weight.

RECOMMENDATIONS: your advice as a veterinarian is necessary before use of this diet. Feed until target body weight is achieved and after if required to maintain target body weight. For an efficient weight loss or ideal weight maintenance, the recommended daily energy intake should not be exceeded. The diet may be continued for the dog's lifetime with vet follow-up.

RECOMMENDED FOR CASES OF

Weight management:

- Overweight/obesity: weight loss and maintenance after weight loss
- Stabilised diabetes mellitus with overweight/obesity
- Hyperlipidemia with overweight/obesity

Mobility:

- Decreased mobility
- Joints in need of support after orthopaedic surgery or trauma

NOT RECOMMENDED IN CASES OF

- Growth, gestation/lactation
- Underweight
- Conditions where high fibre content is not recommended (eg: chronic constipation/history of constipation in response to a high fibre diet)



EFFECTIVE WEIGHT MANAGEMENT

Provides safe weight loss and helps avoid weight regain. 97% of dogs lost weight in 3 months using this nutritional approach*.



BEGGING CONTROL

High level of selected fibres helps keep dogs satisfied between meals. Nutritional approach shown to help control begging in 83% of dogs during weight loss*.



LOW CALORIE

Overweight can negatively impact mobility. Low calorie content to help achieve and maintain an ideal body weight, thus supporting healthy mobility.



JOINT COMPLEX

Increased level of green-tipped mussel and high level of omega-3 fatty acids (EPA+DHA) to support mobility and help maintain healthy joints.

*Hanagan J et al (2017) Success of a weight loss plan for overweight dogs: The results of an international weight loss study. *PLoS ONE* 12(9): e0184199.

KEY VALUES

	Per 1000 kcal	Per 100 g as fed
Moisture	36.57 g	9.50 g
Protein	115 g	30 g
Fat content	40.42 g	10.50 g
Crude fibre	64.67 g	16.80 g
Ash	23.09 g	6 g
Carbohydrate (NFE)	105 g	27.20 g
Dietary fibre	108 g	28.10 g
Omega-6 fatty acids	8.01 g	2.08 g
Omega-3 fatty acids	4.50 g	1.17 g
EPA + DHA	3.08 g	0.80 g
Glucosamine + Chondroitin	770 mg	200 mg
Calcium	3.70 g	0.96 g
Phosphorus	2.81 g	0.73 g
Sodium	1.15 g	0.30 g
Chloride	3.73 g	0.97 g
Magnesium	0.31 g	0.08 g
Vitamin D	384.91 IU	100 IU
Vitamin E	277.14 IU	72 IU
Vitamin C	115.47 mg	30 mg
Metabolisable energy**		259.80 kcal

**Calculated according to NRC 2006.

COMPOSITION

Vegetable fibres, dehydrated poultry proteins, wheat gluten, manioc (tapioca), wheat, maize gluten, hydrolysed animal proteins, maize, beet pulp, animal fats, fish oil, minerals, maize flour, psyllium husks and seeds, soya oil, fructo-oligosaccharides, New Zealand green-tipped mussel powder (GLM) (0.45%), algal oil Schizochytrium sp. (source of EPA+DHA), glucosamine from fermentation, marigold meal, hydrolysed cartilage (source of chondroitin 0.01%).

ADDITIVES (KG)***

Nutritional additives: Vitamin A: 19200 IU, Vitamin D3: 1000 IU, Iron (3b103): 30 mg, Iodine (3b201, 3b202): 3 mg, Copper (3b405, 3b406): 9 mg, Manganese (3b502, 3b504): 39 mg, Zinc (3b603, 3b605, 3b606): 132 mg, Selenium (3b801, 3b811, 3b812): 0.04 mg - Preservatives - Antioxidants.

*** Values reflect only levels added to the formula, not those naturally occurring in components of the diet.



SATIETY + MOBILITY



HYPOALLERGENIC + SATIETY

SMALL DOGS



HYPOALLERGENIC

+ SATIETY

SMALL DOGS



Available in 1 and 3 kg bags

RECOMMENDED DAILY INTAKE & FEEDING DURATION

ADULT DOG	IDEAL WEIGHT (kg)	STAGE			
		WEIGHT LOSS		MAINTENANCE AFTER WEIGHT LOSS	
		grams	cups	grams	cups
	2	38	3/8	41	4/8
	2.5	44	4/8	49	4/8
	3	51	4/8	56	5/8
	3.5	57	5/8	63	6/8
	4	63	6/8	70	6/8
	4.5	69	6/8	76	7/8
	5	75	7/8	82	7/8
	5.5	80	7/8	88	1
	6	86	1	94	1
	6.5	91	1	100	1 + 1/8
	7	96	1	106	1 + 1/8
	7.5	101	1 + 1/8	111	1 + 2/8
	8	106	1 + 1/8	117	1 + 2/8
	8.5	111	1 + 2/8	122	1 + 3/8
	9	116	1 + 2/8	128	1 + 3/8
	9.5	121	1 + 3/8	133	1 + 4/8
	10	126	1 + 3/8	138	1 + 4/8

Weight loss: Individual target weight is determined and then feeding amount established. The recommended daily intake is based on the dog's ideal weight. The starting ration may need to be adjusted during follow-up visits, based on each individual's response and the rate of weight loss. An objective of losing 1-3% bodyweight per week is generally achievable over the first 3 months, and of 0.5-2% afterwards. Maintenance after weight loss: Energy requirements to maintain stable body weight after weight loss are lower than those of dogs that have never had obesity. Based on current scientific knowledge, our maintenance after weight loss rations are calculated by increasing the weight loss ration by about 10%.

It is recommended to divide the daily intake into at least 2 meals and have fresh water available at all times. When a food allergy or a food intolerance is suspected, the dog's diet may be changed without any food transition; otherwise a classical transition can be done (over 4-5 days).

ROYAL CANIN® HYPOALLERGENIC + SATIETY SMALL DOGS dry is a complete dietetic feed for dogs formulated for the reduction of ingredient and nutrient intolerances and for the reduction of excessive body weight. Hydrolysed protein sources and selected carbohydrate sources.

RECOMMENDATIONS: your advice as a veterinarian is necessary before use and before extending the period of use of this diet. For the reduction of ingredient and nutrient intolerances, feed 3 to 8 weeks: if signs of intolerance disappear this feed can be used initially up to one year before recheck. Feed until target body weight is achieved and after if required to maintain target body weight. For an efficient weight loss or ideal weight maintenance, the recommended daily energy intake should not be exceeded. The diet may be continued for the dog's lifetime with vet follow-up.

RECOMMENDED FOR CASES OF

Dermatological/GI conditions:

- Adverse Food Reactions [AFR]
- Canine Atopic Dermatitis [CAD]
- Chronic Enteropathy, including Inflammatory Bowel Disease [IBD]
- GI conditions requiring a high fibre level
- Fibre responsive colitis/diarrhoea (including stress diarrhoea)

+

Weight management:

- Overweight/obesity: weight loss and maintenance after weight loss
- Stabilised diabetes mellitus with concomitant overweight/obesity
- Hyperlipidaemia with concomitant overweight/obesity

NOT RECOMMENDED FOR CASES OF

- Growth, gestation or lactation
- Conditions where high fibre content is not recommended (eg: chronic constipation, severe arthritis making defecation difficult)



HYDROLYSED PROTEIN

Hydrolysed protein with low molecular weight to ensure the food is hypoallergenic.



SKIN BARRIER

Formulated to support the skin's natural protective barrier for optimal skin health.



EFFECTIVE WEIGHT MANAGEMENT

Provides safe weight loss and helps avoid weight regain. 97% of dogs lost weight in 3 months using this nutritional approach*



BEGGING CONTROL

High level of selected fibres helps to keep dogs satisfied between meals. Nutritional approach shown to help control begging in 83% of dogs during weight loss*



SMALL KIBBLE

Carefully calibrated kibble size to fit small jaws.

*Flanagan J. et al (2017) Success of a weight loss plan for overweight dogs: The results of an international weight loss study. PLoS ONE 12(9): e0184199.

KEY VALUES

	Per 1000 kcal	Per 100g as fed
Moisture	36.74 g	9.50 g
Protein	116 g	30 g
Fat content	36.74 g	9.50 g
Crude Fibre	64.19 g	16.60 g
Ash	22.04 g	5.70 g
Carbohydrate (NFE)	111 g	28.70 g
Dietary Fibre	108 g	28 g
Omega-6 fatty acids	8.43 g	2.18 g
Omega-3 fatty acids	2.90 g	0.75 g
EPA + DHA	1.59 g	0.41 g
Calcium	3.05 g	0.79 g
Phosphorus	2.32 g	0.60 g
Potassium	3.09 g	0.80 g
Sodium	1.78 g	0.46 g
Chloride	2.59 g	0.67 g
Magnesium	0.43 g	0.11 g
Copper	7.35 mg	1.90 mg

Metabolisable energy**

**Calculated according to NRC 2006 CF.

Essential Fatty Acid (Linoleic Acid): 2.08%

COMPOSITION

Hydrolysed soya protein isolate***, cellulose powder, rice****, hydrolysed poultry liver, minerals, animal fats, beet pulp, fish oil, soya oil, psyllium husks and seeds, sodium butyrate, fructo-oligosaccharides, mono- and diglycerides of palmitic and stearic acids esterified with citric acid, marigold meal, borage oil.

Protein source: 30.4% *Carbohydrate source: 22.8%

ADDITIVES (KG)*****

Nutritional additives: Vitamin A: 33300 IU, Vitamin D3: 700 IU, Iron (3b103): 38 mg, Iodine (3b201, 3b202): 3.4 mg, Copper (3b405, 3b406): 14 mg, Manganese (3b502, 3b504): 50 mg, Zinc (3b603, 3b605, 3b606): 146 mg, Selenium (3b801, 3b811, 3b812): 0.24 mg - Preservatives - Antioxidants.

***** Values reflect only levels added to the formula, not those naturally occurring in components of the diet.



HYPOALLERGENIC

+ SATIETY



Available in 1.5 and 3.5 kg bags

RECOMMENDED DAILY INTAKE & FEEDING DURATION

ADULT DOG	IDEAL WEIGHT (kg)	STAGE			
		WEIGHT LOSS		MAINTENANCE AFTER WEIGHT LOSS	
		grams	cups	grams	cups
	2	38	3/8	41	4/8
	4	63	6/8	70	6/8
	6	86	1	94	1
	8	106	1 + 2/8	117	1 + 3/8
	10	126	1 + 3/8	138	1 + 4/8
	15	170	1 + 7/8	187	2 + 1/8
	20	211	2 + 3/8	232	2 + 5/8
	25	250	2 + 7/8	275	3 + 1/8
	30	286	3 + 2/8	315	3 + 4/8
	35	322	3 + 5/8	354	4
	40	355	4	391	4 + 3/8
	45	388	4 + 3/8	427	4 + 6/8
	50	420	4 + 6/8	462	5 + 2/8
	55	451	5 + 1/8	496	5 + 5/8
	60	482	5 + 3/8	530	6
	70	541	6 + 1/8	595	6 + 6/8
	80	598	6 + 6/8	658	7 + 3/8

Weight loss: Individual target weight is determined and then feeding amount established. The recommended daily intake is based on the dog's ideal weight. The starting ration may need to be adjusted during follow-up visits, based on each individual's response and the rate of weight loss. An objective of losing 1-3% bodyweight per week is generally achievable over the first 3 months, and of 0.5-2% afterwards. Maintenance after weight loss: Energy requirements to maintain stable body weight after weight loss are lower than those of dogs that have never had obesity. Based on current scientific knowledge, our maintenance after weight loss rations are calculated by increasing the weight loss ration by about 10%.

It is recommended to divide the daily intake into at least 2 meals and have fresh water available at all times.

When a food allergy or a food intolerance is suspected, the dog's diet may be changed without any food transition; otherwise a classical transition can be done (over 4-5 days).

ROYAL CANIN® HYPOALLERGENIC + SATIETY dry is a complete dietetic feed for dogs formulated for the reduction of ingredient and nutrient intolerances and for the reduction of excessive body weight. Hydrolysed protein sources and selected carbohydrate sources.

RECOMMENDATIONS: your advice as a veterinarian is necessary before use and before extending the period of use of this diet. For the reduction of ingredient and nutrient intolerances, feed 3 to 8 weeks: if signs of intolerance disappear this feed can be used initially up to one year before recheck. Feed until target body weight is achieved and after if required to maintain target body weight. For an efficient weight loss or ideal weight maintenance, the recommended daily energy intake should not be exceeded. The diet may be continued for the dog's lifetime with vet follow-up.



RECOMMENDED FOR CASES OF

Dermatological/GI conditions:

- Adverse Food Reactions [AFR]
- Canine Atopic Dermatitis [CAD]
- Chronic Enteropathy, including Inflammatory Bowel Disease [IBD]
- GI conditions requiring a high fibre level
- Fibre-responsive colitis/diarrhoea (including stress diarrhoea)

+

Weight management:

- Overweight/obesity: weight loss and maintenance after weight loss
- Stabilised diabetes mellitus with concomitant overweight/obesity
- Hyperlipidaemia with concomitant overweight/obesity

NOT RECOMMENDED FOR CASES OF

- Growth, gestation or lactation
- Conditions where high fibre content is not recommended (eg: chronic constipation, severe arthritis making defecation difficult)



HYDROLYSED PROTEIN

Hydrolysed protein with low molecular weight to ensure the food is hypoallergenic.



SKIN BARRIER

Formulated to support the skin's natural protective barrier for optimal skin health.



EFFECTIVE WEIGHT MANAGEMENT

Provides safe weight loss and helps avoid weight regain. 97% of dogs lost weight in 3 months using this nutritional approach*



BEGGING CONTROL

High level of selected fibres helps to keep dogs satisfied between meals. Nutritional approach shown to help control begging in 83% of dogs during weight loss*

*Flanagan J. et al (2017) Success of a weight loss plan for overweight dogs: The results of an international weight loss study. PLoS ONE 12(9): e0184199.

KEY VALUES

	Per 1000 kcal	Per 100g as fed
Moisture	36.74 g	9.50 g
Protein	116 g	30 g
Fat content	36.74 g	9.50 g
Crude Fibre	64.19 g	16.60 g
Ash	22.04 g	5.70 g
Carbohydrate (NFE)	111 g	28.70 g
Dietary Fibre	108 g	28 g
Omega-6 fatty acids	8.43 g	2.18 g
Omega-3 fatty acids	2.90 g	0.75 g
EPA + DHA	1.59 g	0.41 g
Calcium	3.05 g	0.79 g
Phosphorus	2.32 g	0.60 g
Potassium	3.09 g	0.80 g
Sodium	1.78 g	0.46 g
Chloride	2.59 g	0.67 g
Magnesium	0.43 g	0.11 g
Copper	7.35 mg	1.90 mg

Metabolisable energy**

**Calculated according to NRC 2006 CF.

COMPOSITION

Hydrolysed soya protein isolate***, cellulose powder, rice****, hydrolysed poultry liver, minerals, animal fats, beet pulp, fish oil, soya oil, psyllium husks and seeds, sodium butyrate, fructo-oligosaccharides, mono- and diglycerides of palmitic and stearic acids esterified with citric acid, marigold meal, borage oil. ***Protein source: 30.5% ****Carbohydrate source: 22.5%.

ADDITIVES (KG)*****

Nutritional additives: Vitamin A: 33600 IU, Vitamin D3: 700 IU, Iron (3b103): 38 mg, Iodine (3b201, 3b202): 3.4 mg, Copper (3b405, 3b406): 14 mg, Manganese (3b502, 3b504): 50 mg, Zinc (3b603, 3b605, 3b606): 148 mg, Selenium (3b801, 3b811, 3b812): 0.24 mg - Preservatives - Antioxidants.

***** Values reflect only levels added to the formula, not those naturally occurring in components of the diet.



HYPOALLERGENIC + SATIETY



Available in 1 and 3 kg bags

RECOMMENDED DAILY INTAKE & FEEDING DURATION

	IDEAL WEIGHT (kg)	STAGE			
		WEIGHT LOSS		MAINTENANCE AFTER WEIGHT LOSS	
		grams	cups	grams	cups
ADULT DOG	2	38	3/8	42	4/8
	2.5	45	4/8	49	4/8
	3	51	4/8	57	5/8
	3.5	58	5/8	63	5/8
	4	64	5/8	70	6/8
	4.5	70	6/8	77	7/8
	5	75	6/8	83	7/8
	5.5	81	7/8	89	1
	6	86	7/8	95	1
	6.5	92	1	101	1 + 1/8
	7	97	1	107	1 + 1/8
	7.5	102	1 + 1/8	112	1 + 2/8
	8	107	1 + 1/8	118	1 + 2/8
	8.5	112	1 + 2/8	124	1 + 3/8
	9	117	1 + 2/8	129	1 + 3/8
	9.5	122	1 + 2/8	134	1 + 3/8
	10	127	1 + 3/8	140	1 + 4/8

Weight loss: Individual target weight is determined and then feeding amount established. The recommended daily intake is based on the dog's ideal weight. The starting ration may need to be adjusted during follow-up visits, based on each individual's response and the rate of weight loss. An objective of losing 1-3% bodyweight per week is generally achievable over the first 3 months, and of 0.5-2% afterwards. Maintenance after weight loss: Energy requirements to maintain stable body weight after weight loss are lower than those of dogs that have never had obesity. Based on current scientific knowledge, our maintenance after weight loss rations are calculated by increasing the weight loss ration by about 10%. It is recommended to divide the daily intake into at least 2 meals and have fresh water available at all times. ROYAL CANIN® URINARY S/O + SATIETY SMALL DOGS dry is a complete dietetic feed for dogs formulated for the dissolution of struvite stones, the reduction of struvite stone recurrence and for the reduction of excessive body weight. Urine undersaturating or metastabilising properties for struvite and/or urine acidifying properties. RECOMMENDATIONS: your advice as a veterinarian is necessary before use and before extending the period of use of this diet. Feed this diet 5 to 12 weeks for the dissolution of struvite stones and initially up to 6 months before recheck for the reduction of struvite stone recurrence. Feed until target body weight is achieved and after if required to maintain target body weight. For an efficient weight loss or ideal weight maintenance the recommended daily energy intake should not be exceeded. The diet may be continued for the dog's lifetime with vet follow-up.



RECOMMENDED FOR CASES OF

Urinary disorders:

- Struvite uroliths: dissolution and management of recurrence
- Calcium oxalate uroliths: management of recurrence
- Bacterial cystitis: management of secondary struvite crystalluria (in association with adequate antibiotic therapy)

+

Weight management:

- Overweight/obesity: weight loss and maintenance after weight loss
- Stabilised diabetes mellitus with concomitant overweight/obesity
- Hyperlipidaemia with concomitant overweight/obesity

NOT RECOMMENDED FOR CASES OF

- Growth, gestation or lactation
- Azotaemic Chronic Kidney Disease (IRIS stage 2 to 4)
- Concurrent use of urine-acidifying drugs
- Congestive Heart Failure/Cardiac Disease (when sodium restriction is sought)
- Conditions where high fibre content is not recommended (eg: chronic constipation, severe arthritis making defecation difficult)



URINE DILUTION

Urine dilution makes the urine less liable to form crystals.



LOW RSS

Helps lower the concentration of ions contributing to crystal formation.



HIGH PROTEIN

A high protein content helps maintain muscle mass throughout the weight loss period.



SATIETOGENIC EFFECT

Formulated with a special blend of fibres to promote satiety and reduce the spontaneous consumption of food.



SMALL KIBBLE

Carefully calibrated kibble size to fit small jaws.

[S/O INDEX]

This diet is formulated to create an environment unfavourable to the formation of struvite and calcium oxalate.

KEY VALUES

	Per 1000 kcal	Per 100g as fed
Moisture	37.05 g	9.50 g
Protein	117 g	30 g
Fat content	37.05 g	9.50 g
Crude Fibre	63.57 g	16.30 g
Ash	28.47 g	7.30 g
Carbohydrate (NFE)	107 g	27.40 g
Dietary Fibre	108 g	27.60 g
Omega-6 fatty acids	7.68 g	1.97 g
Omega-3 fatty acids	2.11 g	0.54 g
EPA + DHA	1.09 g	0.28 g
Calcium	3.39 g	0.87 g
Phosphorus	2.73 g	0.70 g
Potassium	3.12 g	0.80 g
Sodium	3.63 g	0.93 g
Chloride	6.05 g	1.55 g
Magnesium	0.23 g	0.06 g
Copper	6.63 mg	1.70 mg
Metabolisable energy*		256.40 kcal

*Calculated according to NRC 2006 CF.

Sulphur 0.64%

COMPOSITION


Dehydrated poultry proteins, cellulose powder, wheat gluten**, manioc (tapioca), vegetable fibres, hydrolysed animal proteins, wheat, chicory pulp, maize, animal fats, minerals, maize gluten, maize flour, fish oil, psyllium husks and seeds, soya oil, sodium butyrate, fructooligosaccharides, marigold meal, glucosamine from fermentation, hydrolysed cartilage (source of chondroitin).

**LIP: protein selected for its very high digestibility.

ADDITIVES (KG)***

Nutritional additives: Vitamin A: 19900 IU, Vitamin D3: 1000 IU, Iron (3b103): 40 mg, Iodine (3b201, 3b202): 4 mg, Copper (3b405, 3b406): 12 mg, Manganese (3b602, 3b604): 52 mg, Zinc (3b603, 3b605, 3b606): 137 mg, Selenium (3b801, 3b811, 3b812): 0.07 mg - Preservatives - Antioxidants.

*** Values reflect only levels added to the formula, not those naturally occurring in components of the diet.



URINARY S/O + SATIETY



Available in 3.5, 9 and 15 kg bags

RECOMMENDED DAILY INTAKE & FEEDING DURATION

	IDEAL DOG'S WEIGHT (kg)	BODY CONDITION		
		STARTING WEIGHT LOSS	AFTER 4 WEEKS	MAINTENANCE AFTER WEIGHT LOSS
		grams	grams	grams
ADULT DOG	2	44 g	38 g	42 g
	4	74 g	64 g	70 g
	6	101 g	86 g	95 g
	8	125 g	107 g	118 g
	10	148 g	127 g	139 g
	15	201 g	172 g	189 g
	20	249 g	213 g	235 g
	25	294 g	252 g	277 g
	30	337 g	289 g	318 g
	35	379 g	324 g	357 g
	40	418 g	359 g	394 g
	45	457 g	392 g	431 g
	50	495 g	424 g	466 g
	55	531 g	455 g	501 g
	60	567 g	486 g	535 g
	70	637 g	546 g	600 g
	80	704 g	603 g	663 g

ROYAL CANIN® URINARY S/O + SATIETY dry is a complete dietetic feed for dogs, formulated for the dissolution of struvite stones, the reduction of struvite stone recurrence and for the reduction of excessive body weight. Urine undersaturating or metastabilising properties for struvite and/or Urine acidifying properties.

RECOMMENDATIONS: It is recommended that advice from a veterinarian be sought before use and before extending the period of use. Feed URINARY S/O + SATIETY dry for 5 to 12 weeks for the dissolution of struvite stones, initially up to 6 months for the reduction of struvite stone recurrence, as well as until the target body weight is achieved and after if required to maintain target body weight. For an efficient weight loss or ideal weight maintenance, the recommended daily energy intake should not be exceeded.



RECOMMENDED FOR CASES OF

Urinary disorders:

- Struvite uroliths: dissolution and management of recurrence
- Calcium oxalate uroliths: management of recurrence
- Bacterial cystitis: management of secondary struvite crystalluria (in association with adequate antibiotic therapy)

+

Weight management:

- Overweight/obesity
- Stabilised Diabetes Mellitus with overweight/obesity
- Hyperlipidaemia with overweight/obesity

NOT RECOMMENDED FOR CASES OF

- Chronic Kidney Disease (CKD)
- Cardiac disease (when sodium restriction is recommended) /Heart failure
- Concurrent use of urine-acidifying medications
- Conditions where high fibre content is not recommended (eg: chronic constipation, severe arthritis making defaecation difficult)
- Growth, gestation/lactation



URINE DILUTION

Urine dilution makes the urine less liable to form crystals.



LOW RSS

Helps lower the concentration of ions contributing to crystal formation.



HIGH PROTEIN

A high protein content helps maintain muscle mass throughout the weight loss period.



SATIETOGENIC EFFECT

Formulated with a special blend of fibres to promote satiety and reduce the spontaneous consumption of food.

KEY VALUES

	Per 1000Kcal	Per 100g as fed
Moisture	35.7 g	9.5 g
Protein	113 g	30 g
Fat content	33.82 g	9 g
Crude Fibre	61.26 g	16.3 g
Ash	27.43 g	7.3 g
Carbohydrate (NFE)	104.85 g	27.9 g
Dietary Fibre	104 g	27.6 g
Omega-6	7.48 g	1.99 g
Omega-3	2.03 g	0.54 g
EPA + DHA	1.05 g	0.28 g
Calcium	3.38 g	0.9 g
Phosphorus	2.63 g	0.7 g
Potassium	3.01 g	0.8 g
Sodium	3.76 g	1 g
Chloride	6.01 g	1.6 g
Magnesium	0.23 g	0.06 g
Copper	6.39 mg	1.7 mg
Metabolisable energy*		266.1 Kcal

*Calculated according to NRC 2006 TDF. Sulphur 0.7%.

[S/O INDEX]

This diet is formulated to promote a healthy urinary environment.

COMPOSITION

Dehydrated poultry proteins, cellulose powder, wheat gluten**, manioc (tapioca), vegetable fibres, hydrolysed animal proteins, wheat, chicory pulp, maize, animal fats, minerals, maize gluten, fish oil, psyllium husks and seeds, fructo-oligosaccharides, soya oil, sodium butyrate, marigold meal, glucosamine from fermentation, hydrolysed cartilage (source of chondroitin).

**LIP (Low Indigestible Protein): protein selected because of its very high digestibility.

ADDITIVES (KG)***

Nutritional additives: Vitamin A: 19900 IU, Vitamin D3: 1000 IU, Iron (3b103): 40 mg, Iodine (3b201, 3b202): 4 mg, Copper (3b405, 3b406): 12 mg, Manganese (3b502, 3b504): 52 mg, Zinc (3b603, 3b605, 3b606): 137 mg, Selenium (3b801, 3b811, 3b812): 0.07 mg - Preservatives - Antioxidants.

*** Values reflect only levels added to the formula, not those naturally occurring in components of the diet.



COMPATIBLE WITH

Treats

SATIETY DIETS



Available in
6 x 230g bags

RECOMMENDED DAILY INTAKE

Please consult your veterinarian if you have any questions.

Dog's weight	<2 kg	2-5 kg	6-10 kg	11-15 kg	16-20 kg	>20 kg
Max pieces per day	4	7	13	19	25	34

Do not feed more than the maximum number of treats per day indicated in the feeding guidelines. If you are giving treats, it is recommended to adjust the main meal portion size accordingly to maintain your pet's healthy body weight.



WEIGHT MANAGEMENT

TREATS COMPATIBLE WITH SATIETY DIETS
ROYAL CANIN® Treats were developed by experts in canine nutrition to ensure treating does not compromise the health benefits of your dog's diet.



HIGH PROTEIN



LESS THAN 3 KCAL PER PIECE

ANALYTICAL CONSTITUENTS	
Moisture	18%
Protein	26.7%
Fat Content	3.5%
Crude Fibre	8%
Crude Ash	5.1%
Metabolisable energy	2632Kcal/kg

CALORIES PER CHEW
2.6Kcal

COMPOSITION

Dehydrated poultry proteins, wheat flour, barley flour, glycerol, wheat gluten, cellulose powder, hydrolysed animal proteins.

ADDITIVES (KG)***

Nutritional additives: Vitamin C: 440 mg, Vitamin E: 900 mg - Technological additives: Clinoptilolite of sedimentary origin: 8 g - Preservatives.

DOGS MIX FEEDING GUIDELINES



MIX: SATIETY DOG DRY + SATIETY DOG WET CAN 410g

IDEAL WEIGHT (kg)	CAN	STAGE		
		START	IF NO LOSS AFTER 4 WEEKS*	SUGGESTED DAILY FOOD INTAKE AFTER WEIGHT LOSS
		DRY (g)	DRY (g)	DRY (g)
2	1/4	20	14	18
4	1/2	27	16	23
6	1/2	53	39	47
8	1/2	77	60	70
10	1+	53	32	44
15	1+	105	77	94
20	1+	153	118	139
25	1+	199	157	182
30	1+	242	193	222
40	1+	322	263	299
50	1+	399	328	370
60	1+	471	390	438

*Review the weight loss plan including: BCS, ideal weight, feeding volume and measuring before making any adjustments.



MIX: SATIETY SMALL DOG DRY + SATIETY DOG WET CAN 410g

IDEAL WEIGHT (kg)	CAN	STAGE		
		START	IF NO LOSS AFTER 4 WEEKS*	SUGGESTED DAILY FOOD INTAKE AFTER WEIGHT LOSS
		DRY (g)	DRY (g)	DRY (g)
2	1/4	20	14	18
4	1/2	27	16	22
6	1/2	53	38	47
8	1/2	77	59	70
10	1+	52	31	44

*Review the weight loss plan including: BCS, ideal weight, feeding volume and measuring before making any adjustments.



SMALL DOGS FEEDING GUIDELINES

SATIETY DOG DRY UNDER 10KG

ADULT DOG	DOGS WEIGHT (kg)*	STAGE		
		START	4 WEEKS AFTER*	MAINTENANCE AFTER WEIGHT LOSS
		grams	grams	grams
	1	26	22	25
	1.5	36	30	34
	2	44	38	42
	2.5	52	45	49
	3	60	51	56
	3.5	67	58	63
	4	74	64	70
	5	88	75	83
	6	101	86	95
	7	113	97	106
	8	125	107	118
	9	136	117	129
	10	148	126	139

*Review the weight loss plan including: BCS, ideal weight, feeding volume and measuring before making any adjustments.



DOGS MIX FEEDING GUIDELINES



MIX: DIABETIC DOG DRY + DIABETIC LOW CARBOHYDRATE DOG WET CAN 410g

DOG'S WEIGHT (kg)	CAN	BODY CONDITION		
		THIN DRY (g)	NORMAL DRY (g)	OVERWEIGHT DRY (g)
2	1/4	37	29	22
4	1/2	54	42	29
6	1/2	91	74	57
8	1/2	124	103	83
10	1+	107	82	58
15	1+	180	146	113
20	1+	246	205	164
25	1+	309	260	211
30	1+	369	313	257
40	1+	481	411	342
50	1+	586	504	422
60	1+	686	592	498
70	1+	782	677	571
80	1+	875	758	642





UK

WWW.ROYALCANIN.COM/UK

NUTRITIONAL HELPLINE

0800 717800

ROI

WWW.ROYALCANIN.COM/IE

NUTRITIONAL HELPLINE

1800 936074