



This resource has been produced with the greatest care and incorporates the most up-to-date scientific information and research findings. We recommend that you refer to our packaging as the primary reference for product information as this can change with time. Bearing in mind the diversity and complexity of clinical cases in dogs and cats, it is important to note that the suggestions in this resource for further tests and therapeutic options cannot be exhaustive. Under no circumstances should the treatments and dietary solutions suggested here replace examination by a veterinary surgeon.

The publishers and the authors will accept no responsibility for the failure of any of the treatments or nutritional solutions put forward in this resource. Not for use in Canada and in USA.

While the information is considered to be true and correct at the date of publication (**May 2025**), changes in circumstances after the time of publication may impact on the accuracy of the information. Please refer to the digital copy available online at vetportal.royalcanin.co.uk for the most recent product data.



FELINE

EARLY RENAL

RENAL

RENAL SPECIAL

RENAL SELECT

RENAL
LIQUID

MOBILITY

SATIETY
+
MOBILITY

RENAL
+
MOBILITY

RENAL
+
HYPOALLERGENIC

CARDIAC



CANINE

EARLY RENAL

RENAL

RENAL

SMALL DOGS
S

RENAL SPECIAL

RENAL SELECT

RENAL
LIQUID

MOBILITY SUPPORT

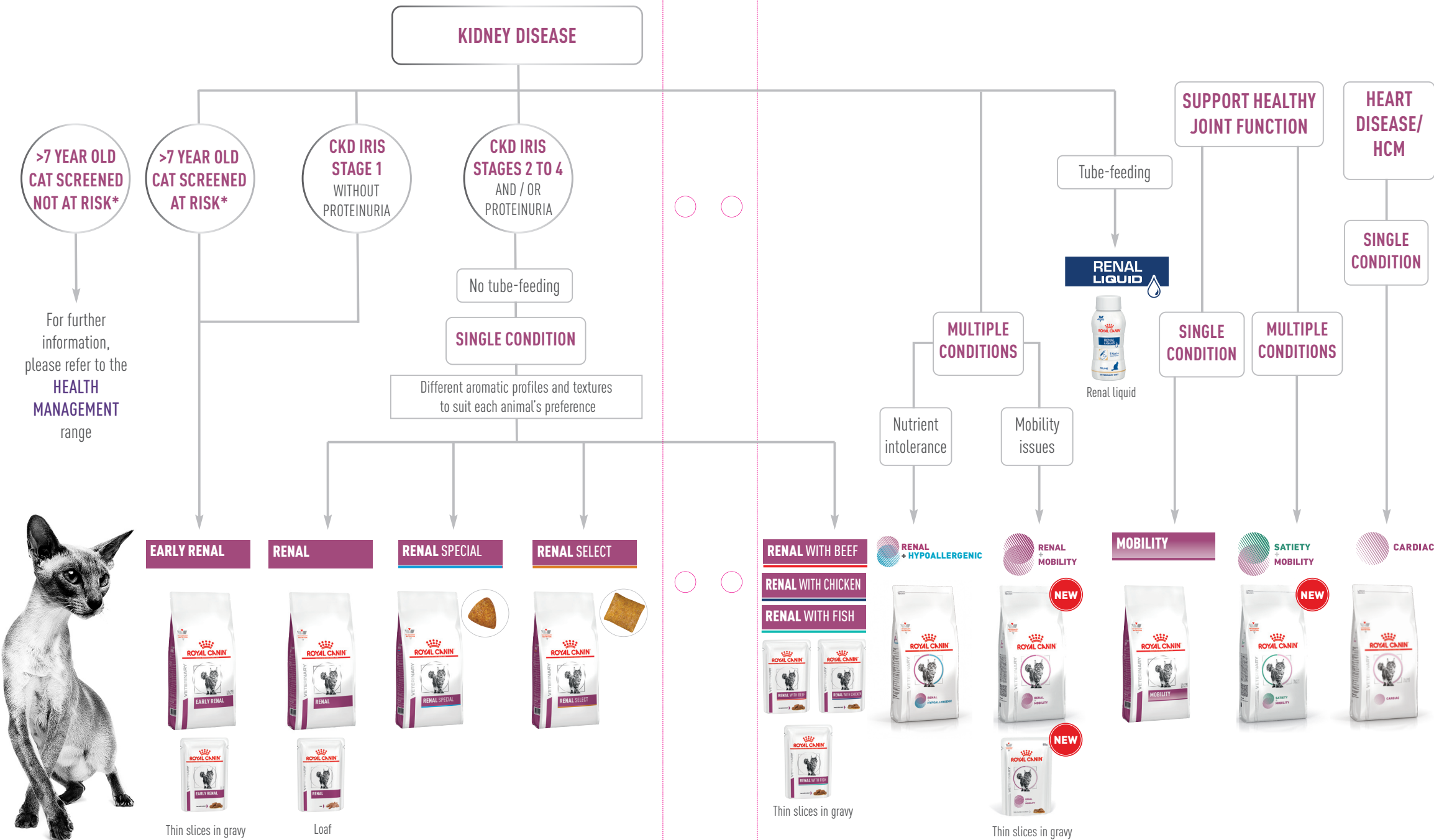
SATIETY
+
MOBILITY

RENAL
+
MOBILITY

RENAL
+
HYPOALLERGENIC

CARDIAC





*Cat screened with Renal Detect™ tool via the Royal Canin Vet Services platform.





EARLY RENAL

EARLY RENAL



THIN SLICES IN GRAVY

Available in box of 12 pouches of 85g

RECOMMENDED DAILY INTAKE & FEEDING DURATION

ADULT CAT	CAT'S WEIGHT (kg)	BODY CONDITION					
		THIN		NORMAL		OVERWEIGHT	
		grams	pouch	grams	pouch	grams	pouch
	2	145	1 + 1/2	120	1 + 1/2	100	1
	2.5	170	2	145	1 + 1/2	115	1 + 1/2
	3	195	2 + 1/2	165	2	130	1 + 1/2
	3.5	220	2 + 1/2	180	2	145	1 + 1/2
	4	240	3	200	2 + 1/2	160	2
	4.5	260	3	220	2 + 1/2	175	2
	5	280	3 + 1/2	235	3	190	2
	5.5	300	3 + 1/2	250	3	200	2 + 1/2
	6	320	4	265	3	215	2 + 1/2
	6.5	340	4	285	3 + 1/2	225	2 + 1/2
	7	355	4	300	3 + 1/2	240	3
	7.5	375	4 + 1/2	315	3 + 1/2	250	3
	8	395	4 + 1/2	330	4	260	3
	8.5	410	5	340	4	275	3
	9	425	5	355	4	285	3 + 1/2
	9.5	445	5	370	4 + 1/2	295	3 + 1/2
	10	460	5 + 1/2	385	4 + 1/2	305	3 + 1/2

*Early Renal diet is recommended for cats in the early stages of CKD (stage 1) without proteinuria, or senior cats over the age of 7 years screened at risk with the Renal Detect™ tool via the Royal Canin Veterinary Services platform. If proteinuria is present or they are in IRIS stage 2-4, then a Renal diet is indicated.

One pouch is equivalent to 22 g of Early Renal dry product.

[S/O INDEX] This diet is formulated to promote a healthy urinary environment.

KIDNEY DISORDERS

RECOMMENDED FOR CASES OF

- Early Chronic Kidney Disease without proteinuria (IRIS stage 1*) and/or
- Senior cats over 7 years of age screened at risk¹

NOT RECOMMENDED IN CASE OF

- Growth, gestation/lactation

¹ Cats screened at risk with Renal Detect™ tool via the Royal Canin Veterinary Services platform.



EARLY RENAL SUPPORT

Formulated with moderate phosphorus, EPA+DHA and an antioxidant complex to support the kidneys in the early stages of chronic renal insufficiency.



AGE SUPPORT

Formulated with nutrients, including antioxidants and glucosamine and chondroitin, to help support healthy ageing.



DIGESTIVE SUPPORT

A highly digestible formula with balanced fibres, including prebiotics, to support healthy digestion and transit.

KEY VALUES

	Per 1000Kcal	Per 100g as fed
Moisture	797.55g	78.00g
Protein	86.91g	8.50g
Fat Content	51.12g	5.00g
Crude Fibre	11.25g	1.10g
Crude ash	13.29g	1.30g
Carbohydrate (NFE)	62.37g	6.10g
Dietary Fibre	18.40g	1.80g
Omega-6	13.29g	1.30g
Omega-3	2.56g	0.25g
EPA + DHA	1.58g	0.155g
Calcium	1.84g	0.18g
Phosphorus	1.53g	0.15g
Sodium	0.92g	0.09g
Magnesium	0.14g	0.014g
Potassium	1.64g	0.16g
Vitamin D	368.10 IU	36.00 IU
Glucosamine + Chondroitin	224.95mg	23.00mg
Metabolisable energy**		97.80 Kcal

**Calculated according to NRC 2006 CF

Essential Fatty acids 1.25 %.

COMPOSITION

Poultry by-products, pork by-products, wheat flour, pork blood products, powdercellulose, corn starch mixture, sunflower oil refined, fish oil, vital wheat gluten, minerals, dried tomato pulp, yeasts and part thereof, glucosamine, marigold meal, hydrolysed cartilage [source of chondroitin]. Protein sources: poultry by-products (22.6%), pork by-products 16.5%.

ADDITIVES (KG)***

Nutritional additives: Vitamin D3: 340 IU, Iron [3b103]: 4mg, Iodine [3b202]: 0.35mg, Copper [3b405, 3b406]: 2.9mg, Manganese [3b502, 3b503, 3b504]: 1.3mg, Zinc [3b603, 3b605, 3b606]: 13mg - Technological additives: Clinoptilolite of sedimentary origin: 0.2g.

***Values reflect only levels added to the formula, not those naturally occurring in components of the diet.

EARLY RENAL



Available in 1.5, 3.5 and 6 kg bags

RECOMMENDED DAILY INTAKE & FEEDING DURATION

ADULT CAT	CAT'S WEIGHT (kg)	BODY CONDITION		
		THIN	NORMAL	OVERWEIGHT
		grams	grams	grams
	2	40	33	27
	2.5	47	39	31
	3	53	45	36
	3.5	60	50	40
	4	65	55	44
	4.5	71	59	47
	5	77	64	51
	5.5	82	68	55
	6	87	73	58
	6.5	92	77	62
	7	97	81	65
	7.5	102	85	68
	8	107	89	71
	8.5	112	93	75
	9	116	97	78
	9.5	121	101	81
	10	126	105	84

*Early Renal diet is recommended for cats in the early stages of CKD (stage 1) without proteinuria, or senior cats over the age of 7 years screened at risk with Renal Detect™ tool via the Royal Canin Veterinary Services platform. If proteinuria is present or they are in IRIS stage 2-4, then a Renal diet is indicated.

[S/O INDEX] This diet is formulated to promote a healthy urinary environment.

KIDNEY DISORDERS

RECOMMENDED FOR CASES OF

- Early Chronic Kidney Disease without proteinuria (IRIS stage 1*) and/or
- Senior cats over 7 years of age screened at risk¹

NOT RECOMMENDED IN CASE OF

- Growth, gestation/lactation

¹ Cats screened at risk with Renal Detect™ tool via the Royal Canin Veterinary Services platform.



EARLY RENAL SUPPORT

Formulated with moderate phosphorus, EPA+DHA and an antioxidant complex to support the kidneys in the early stages of chronic renal insufficiency.



AGE SUPPORT

Formulated with nutrients, including antioxidants and New Zealand Green-Lipped Mussel extract, to support healthy ageing.



DIGESTIVE SUPPORT

A highly digestible formula with balanced fibres, including prebiotics, to support healthy digestion and transit.

KEY VALUES

	Per 1000Kcal	Per 100g as fed
Moisture	14.44g	5.50g
Protein	73.53g	28.00g
Fat Content	36.76g	14.00g
Crude Fibre	13.39g	5.10g
Crude Ash	14.44g	5.50g
Carbohydrate (NFE)	109.77g	41.80g
Dietary Fibre	34.14g	13.00g
Omega-6	9.22g	3.51g
Omega-3	3.44g	1.31g
EPA + DHA	2.05g	0.78g
Calcium	1.84g	0.70g
Phosphorus	1.31g	0.50g
Sodium	1.05g	0.40g
Magnesium	0.16g	0.06g
Potassium	1.84g	0.70g
Vitamin D	210.08	IU 80.0
Glucosamine + Chondroitin	262.61mg	100.00mg
Metabolisable energy**		380.80 Kcal

**Calculated according to NRC 2006 CF

Essential Fatty acids 3.38 %.

COMPOSITION

Maize, wheat gluten***, maize flour, wheat, maize gluten, animal fats, dehydrated poultry protein, vegetable fibres, rice, hydrolysed animal proteins, chicory pulp, minerals, fish oil, soya oil, dried tomato pulp [source of lycopen], psyllium husks and seeds, fructo-oligosaccharides [0.5%], New Zealand green-lipped mussel extract (GLM) [0.3%], hydrolysed yeast [source of Mannan-oligosaccharides] [0.2%], borage oil, glucosamine from fermentation, marigold meal, hydrolysed cartilage [source of chondroitin]. Protein sources: wheat gluten (15.7%), maize gluten (7%), dehydrated poultry protein (5.1%), hydrolysed poultry proteins (4.5%).

***L.I.P.: protein selected for its very high digestibility.

ADDITIVES (KG)****

Nutritional additives: Vitamin A: 21500 IU, Vitamin D3: 800 IU, Iron [3b103]: 42 mg, Iodine [3b201, 3b202]: 4.2 mg, Copper [3b405, 3b406]: 13 mg, Manganese [3b502, 3b504]: 55 mg, Zinc [3b603, 3b605, 3b606]: 144 mg, Selenium [3b801, 3b811, 3b812]: 0.07 mg - Preservatives - Antioxidants.

****Values reflect only levels added to the formula, not those naturally occurring in components of the diet.

RENAL



Available in
400 g, 2 and
4 kg bags

RECOMMENDED DAILY INTAKE & FEEDING DURATION

ADULT CAT	CAT'S WEIGHT (kg)	BODY CONDITION		
		THIN	NORMAL	OVERWEIGHT
		grams	grams	grams
	2	39	32	26
	2.5	46	38	30
	3	52	43	35
	3.5	58	48	39
	4	64	53	42
	4.5	69	58	46
	5	74	62	50
	5.5	80	67	53
	6	85	71	57
	6.5	90	75	60
	7	95	79	63
	7.5	99	83	66
	8	104	87	69
	8.5	109	91	72
	9	113	94	75
	9.5	118	98	78
	10	122	102	81

*Renal diets are recommended for cats in the advanced stages of CKD (IRIS stage 2-4). Early Renal may be suitable for cats in early IRIS stage 2, under veterinary recommendation.

In case of food aversion, the cat can be switched to another renal option without transition. On top of a renal blood panel, a mineral blood panel follow up may be recommended. In case hypercalcaemia develops, the cat should be switched to Early Renal diet. Other mineral disturbances (eg. hypokalaemia) may require additional treatment.

In most cases, Renal diets may be continued for the cat's lifetime.

KIDNEY DISORDERS

RECOMMENDED FOR CASES OF

- Chronic Kidney Disease with proteinuria (IRIS stage 1 to 4)
- Azotaemic Chronic Kidney Disease (IRIS stage 2 to 4)*
- Management of calcium oxalate urolith recurrence in cats with impaired renal function
- Prevention of recurrence of urolithiasis requiring urine alkalinisation: urate & cystine uroliths

NOT RECOMMENDED IN CASE OF

- Growth, gestation/lactation



RENAL SUPPORT

Formulated with low phosphorus and moderate protein of high quality to support renal function.



ADAPTED ENERGY

Adapted energy content to reduce meal volume and help support a reduced appetite.



AROMATIC CHOICE

A specific aromatic profile with a dedicated kibble shape to help stimulate the cat's appetite, particularly in cases of food aversion.

KEY VALUES	Per 1000Kcal	Per 100g as fed
Moisture	14.03g	5.50g
Protein	58.66g	23.00g
Fat Content	43.36g	17.00g
Crude Fibre	11.73g	4.60g
Ash	15.05g	5.90g
Carbohydrate [NFE]	112.22g	44.00g
Dietary Fibre	27.29g	10.70g
Omega-6	8.54g	3.35g
Omega-3	2.42g	0.95g
EPA + DHA	1.07g	0.42g
Calcium	1.53g	0.60g
Phosphorus	0.77g	0.30g
Sodium	1.02g	0.40g
Potassium	2.3g	0.90g
Magnesium	0.18g	0.07g
Vitamin D	204.03 IU	80.00 IU
Metabolisable energy**		392.10 Kcal

**Calculated according to NRC 2006 CF

Essential Fatty acids 3.38 %392.10

Essential Fatty acids 3.26 % - Chloride 1 % - Sulphur 0.4 % - Hydroxyproline 0 % (Urine alkalisng substances (calcium carbonate 1.23%, potassium citrate 0.5%)).

COMPOSITION

Maize flour, rice, animal fats, wheat gluten***, maize, soya protein isolate**, vegetable fibres, maize gluten, minerals, hydrolysed animal proteins, chicory pulp, fish oil, soya oil, mono - and diglycerides of palmitic and stearic acids esterified with citric acid, psyllium husks and seeds, fructo-oligosaccharides, marigold meal. Protein sources: wheat gluten (10.5%), soya protein isolate (6%), maize gluten (5%), hydrolysed poultry proteins (3%).

***L.I.P.: protein selected for its very high digestibility.

ADDITIVES (KG)****

Nutritional additives: Vitamin A: 21500 IU, Vitamin D3: 800 IU, Iron [3b103]: 45mg, Iodine [3b201, 3b202]: 4.5mg, Copper [3b405, 3b406]: 14mg, Manganese [3b502, 3b504]: 58mg, Zinc [3b603, 3b605, 3b606]: 153mg, Selenium [3b801, 3b811, 3b812]: 0.08mg - Technological additives: Clinoptilolite of sedimentary origin: 10g - Preservatives - Antioxidants.

****Values reflect only levels added to the formula, not those naturally occurring in components of the diet.

RENAL



Available in box
of 12 pouches
of 85g

RECOMMENDED DAILY INTAKE & FEEDING DURATION

ADULT CAT	CAT'S WEIGHT (kg)	BODY CONDITION					
		THIN		NORMAL		OVERWEIGHT	
		grams	pouch	grams	pouch	grams	pouch
	2	140	1 + 1/2	115	1 + 1/2	95	1
	2.5	165	2	135	1 + 1/2	110	1 + 1/2
	3	185	2	155	2	125	1 + 1/2
	3.5	210	2 + 1/2	175	2	140	1 + 1/2
	4	230	2 + 1/2	190	2	155	2
	4.5	250	3	210	2 + 1/2	165	2
	5	270	3	225	2 + 1/2	180	2
	5.5	290	3 + 1/2	240	3	190	2
	6	305	3 + 1/2	255	3	205	2 + 1/2
	6.5	325	4	270	3	215	2 + 1/2
	7	340	4	285	3 + 1/2	230	2 + 1/2
	7.5	360	4	300	3 + 1/2	240	3
	8	375	4 + 1/2	315	3 + 1/2	250	3
	8.5	395	4 + 1/2	330	4	260	3
	9	410	5	340	4	275	3
	9.5	425	5	355	4	285	3 + 1/2
	10	440	5	370	4 + 1/2	295	3 + 1/2

*Renal diets are recommended for cats in the advanced stages of CKD (IRIS stages 2-4). Early Renal may be suitable for cats in early IRIS stage 2, under veterinary recommendation.

In case of food aversion, the cat can be switched to another renal option without transition. On top of a renal blood panel, a mineral blood panel follow up may be recommended. In case hypercalcaemia develops, the cat should be switched to Early Renal diet. Other mineral disturbances (eg. hypokalaemia) may require additional treatment.

In most cases, Renal diets may be continued for the cat's lifetime.

One pouch is equivalent to 22g of Renal dry.

All Renal dry diets can be considered for mixed feeding, but feeding amounts will vary.

KIDNEY DISORDERS

RECOMMENDED FOR CASES OF

- Azotaemic Chronic Kidney Disease with proteinuria (IRIS stage 1 to 4)
- Chronic Kidney Disease (IRIS stage 2 to 4)
- Management of calcium oxalate urolith recurrence in cats with impaired renal function
- Prevention of recurrence of urolithiasis requiring urine alkalinisation: urate & cystine uroliths

NOT RECOMMENDED IN CASE OF

- Growth, gestation/lactation



RENAL SUPPORT

Formulated with low phosphorus and moderate protein of high quality to support renal function.



ADAPTED ENERGY

Adapted energy content to reduce meal volume and help support a reduced appetite.



AROMATIC CHOICE

A specific aromatic profile with a dedicated texture, to help stimulate the cats appetite particularly in cases of food aversion.

KEY VALUES	Per 1000Kcal	Per 100g as fed
Moisture	755.79g	78.30g
Protein	72.39g	7.50g
Fat Content	62.74g	6.50g
Crude Fibre	9.65g	1.00g
Ash	11.58g	1.20g
Carbohydrate [NFE]	53.09g	5.50g
Dietary Fibre	21.24g	2.20g
Omega-6	13.51g	1.40g
Omega-3	2.99g	0.31g
EPA + DHA	1.28g	0.133g
Calcium	1.54g	0.16g
Phosphorus	0.97g	0.10g
Sodium	0.87g	0.09g
Potassium	1.93g	0.20g
Magnesium	0.14g	0.015g
Vitamin D	366.80 IU	38.00 IU
Metabolisable energy**		103.60 Kcal

**Calculated according to NRC 2006 CF

Essential fatty acids 1.36% - Chloride 0.15% - Sulphur 0.13%

Hydroxyproline 0.10% - Urine alkalisng substances

(calcium carbonate 0.25%, potassium citrate 0.20%).

COMPOSITION

Poultry by-products, pork by-products, maize flour, salmon, powder cellulose, pork blood products, dried tomato pulp, sunflower oil refined, fish oil, minerals, psyllium husks and seeds, fructo-oligosaccharides, marigold meal. Protein sources: poultry by-products (22%), pork by-products (17%), salmon (4%).

ADDITIVES (KG)***

Nutritional additives: Vitamin D3: 200 IU, Iron [3b103]: 8 mg, Iodine [3b202]: 0.34 mg, Copper [3b405, 3b406]: 2.70 mg, Manganese [3b502, 3b503, 3b504]: 2.40 mg, Zinc [3b603, 3b605, 3b606]: 24 mg - Technological additives: Clinoptilolite of sedimentary origin: 0.20 g.

***Values reflect only levels added to the formula, not those naturally occurring in components of the diet.



RENAL WITH CHICKEN



THIN SLICES IN GRAVY

Available in box
of 12 pouches
of 85g

RECOMMENDED DAILY INTAKE & FEEDING DURATION

ADULT CAT	CAT'S WEIGHT (kg)	BODY CONDITION					
		THIN		NORMAL		OVERWEIGHT	
		grams	pouch	grams	pouch	grams	pouch
	1.5	100	1	80	1	65	1
	2	120	1 + 1/2	100	1	80	1
	2.5	140	1 + 1/2	115	1 + 1/2	95	1
	3	160	2	135	1 + 1/2	105	1
	3.5	180	2	150	2	120	1 + 1/2
	4	195	2 + 1/2	165	2	130	1 + 1/2
	4.5	215	2 + 1/2	180	2	140	1 + 1/2
	5	230	2 + 1/2	190	2	155	2
	5.5	245	3	205	2 + 1/2	165	2
	6	260	3	220	2 + 1/2	175	2
	6.5	275	3	230	2 + 1/2	185	2
	7	290	3 + 1/2	245	3	195	2 + 1/2
	7.5	305	3 + 1/2	255	3	205	2 + 1/2
	8	320	4	270	3	215	2 + 1/2
	8.5	335	4	280	3 + 1/2	225	2 + 1/2
	9	350	4	290	3 + 1/2	235	3
	9.5	365	4 + 1/2	305	3 + 1/2	240	3
	10	375	4 + 1/2	315	3 + 1/2	250	3

*Renal diets are recommended for cats in the advanced stages of CKD (IRIS stages 2-4). Early Renal may be suitable for cats in early IRIS stage 2, under veterinary recommendation.

In case of food aversion, the cat can be switched to another renal option without transition. On top of a renal blood panel, a mineral blood panel follow up may be recommended. In case hypercalcaemia develops, the cat should be switched to Early Renal diet. Other mineral disturbances (eg. hypokalaemia) may require additional treatment..

In most cases, Renal diets may be continued for the cat's lifetime.

One pouch is equivalent to 25g of Renal dry.

All Renal dry diets can be considered for mixed feeding, but feeding amounts will vary.

KIDNEY DISORDERS

RECOMMENDED FOR CASES OF

- Chronic Kidney Disease with proteinuria (IRIS stage 1 to 4)
- Azotaemic Chronic Kidney Disease (IRIS stage 2 to 4)*
- Management of calcium oxalate urolith recurrence in cats with impaired renal function
- Prevention of recurrence of urolithiasis requiring urine alkalinisation: urate & cystine uroliths

NOT RECOMMENDED IN CASE OF

- Growth, gestation/lactation



RENAL SUPPORT

Formulated with low phosphorus and moderate protein of high quality to support renal function.



ADAPTED ENERGY

Adapted energy content to reduce meal volume and help support a reduced appetite.



AROMATIC CHOICE

A specific aromatic profile with a dedicated texture, to help stimulate the cats appetite particularly in cases of food aversion.

KEY VALUES	Per 1000Kcal	Per 100g as fed
Moisture	654.21g	77.00g
Protein	66.27g	7.80g
Fat Content	67.97g	8.00g
Crude Fibre	4.25g	0.50g
Ash	11.05g	1.30g
Carbohydrate [NFE]	45.88g	5.40g
Dietary Fibre	6.80g	0.80g
Omega-6	17.84g	2.10g
Omega-3	2.38g	0.28g
EPA + DHA	1.16g	0.14g
Calcium	1.27g	0.15g
Phosphorus	0.76g	0.09g
Sodium	0.93g	0.11g
Potassium	1.87g	0.22g
Magnesium	0.14g	0.017g
Vitamin D	365.34 IU	43.00 IU
Metabolisable energy**		117.70 Kcal

**Calculated according to NRC 2006 CF

Essential fatty acids 2.25 % - Chloride 0.18 % - Sulphur 0.15 % - Hydroxyproline 0.05 % - Urine alkalinising substances (calcium carbonate 0.32%, potassium citrate 0.35%).

COMPOSITION

Poultry by-products (chicken 4%), pork by-products, wheat flour, pork blood products, sunflower oil refined, corn starch mixture, maize flour, minerals, fish oil, powdercellulose, fructo-oligosaccharides, marigold meal. Protein sources: poultry by-products (29%), pork byproducts (8.1%).

ADDITIVES (KG)***

Nutritional additives: Vitamin D3: 390 IU, Iron (3b103): 6mg, Iodine (3b202): 0.56mg, Copper (3b405, 3b406): 4.5mg, Manganese (3b502, 3b503, 3b504): 1.9mg, Zinc (3b603, 3b605, 3b606): 19mg - Technological additives: calinoptilolite of sedimentary origin: 0.2g.

***Values reflect only levels added to the formula, not those naturally occurring in components of the diet.

RENAL WITH FISH



THIN SLICES IN GRAVY

Available in box
of 12 pouches
of 85g

RECOMMENDED DAILY INTAKE & FEEDING DURATION

ADULT CAT	CAT'S WEIGHT (kg)	BODY CONDITION					
		THIN		NORMAL		OVERWEIGHT	
		grams	pouch	grams	pouch	grams	pouch
	1.5	120	1 + 1/2	100	1	80	1
	2	150	2	125	1 + 1/2	100	1
	2.5	175	2	145	1 + 1/2	115	1 + 1/2
	3	200	2 + 1/2	165	2	135	1 + 1/2
	3.5	225	2 + 1/2	185	2	150	2
	4	245	3	205	2 + 1/2	165	2
	4.5	265	3	225	2 + 1/2	180	2
	5	290	3 + 1/2	240	3	190	2
	5.5	310	3 + 1/2	255	3	205	2 + 1/2
	6	330	4	275	3	220	2 + 1/2
	6.5	345	4	290	3 + 1/2	230	2 + 1/2
	7	365	4 + 1/2	305	3 + 1/2	245	3
	7.5	385	4 + 1/2	320	4	255	3
	8	400	4 + 1/2	335	4	270	3
	8.5	42	5	350	4	280	3 + 1/2
	9	435	5	365	4 + 1/2	290	3 + 1/2
	9.5	455	5 + 1/2	380	4 + 1/2	305	3 + 1/2
	10	470	5 + 1/2	395	4 + 1/2	315	3 + 1/2

*Renal diets are recommended for cats in the advanced stages of CKD (IRIS stage 2-4). Early Renal may be suitable for cats in early IRIS stage 2, under veterinary recommendation.

In case of food aversion, the cat can be switched to another renal option without transition. On top of a renal blood panel, a mineral blood panel follow up may be recommended. In case hypercalcaemia develops, the cat should be switched to Early Renal diet. Other mineral disturbances (eg. hypokalaemia) may require additional treatment.

In most cases, Renal diets may be continued for the cat's lifetime.

One pouch is equivalent to 21g of Renal dry.

All Renal dry diets can be considered for mixed feeding, but feeding amounts will vary.

KIDNEY DISORDERS

RECOMMENDED FOR CASES OF

- Chronic Kidney Disease with proteinuria (IRIS stage 1 to 4)
- Azotaemic Chronic Kidney Disease (IRIS stage 2 to 4)*
- Management of calcium oxalate urolith recurrence in cats with impaired renal function
- Prevention of recurrence of urolithiasis requiring urine alkalinisation: urate & cystine uroliths

NOT RECOMMENDED IN CASE OF

- Growth, gestation/lactation



RENAL SUPPORT

Formulated with low phosphorus and moderate protein of high quality to support renal function.



ADAPTED ENERGY

Adapted energy content to reduce meal volume and help support a reduced appetite.



AROMATIC CHOICE

A specific aromatic profile with a dedicated texture, to help stimulate the cats appetite particularly in cases of food aversion.

KEY VALUES	Per 1000Kcal	Per 100g as fed
Moisture	842.11g	80.00g
Protein	69.47g	6.60g
Fat Content	63.16g	6.00g
Crude Fibre	10.53g	1.00g
Ash	11.58g	1.10g
Carbohydrate [NFE]	55.79g	5.30g
Dietary Fibre	15.79g	1.50g
Omega-6	14.74g	1.40g
Omega-3	2.74g	0.26g
EPA + DHA	1.31g	0.124g
Calcium	1.47g	0.14g
Phosphorus	0.95g	0.09g
Sodium	0.84g	0.08g
Potassium	1.89g	0.18g
Magnesium	0.17g	0.016g
Vitamin D	347.37 IU	33.00 IU
Metabolisable energy**		95.00 Kcal

**Calculated according to NRC 2006 CF

Essential fatty acids 1.54 % - Chloride 0.13 % - Sulphur 0.13 % - Hydroxyproline 0.05 % - Urine alkalinising substances (calcium carbonate 0.24%, potassium citrate 0.28%).

COMPOSITION

Poultry by-products, pork by-products, wheat flour, salmon (4%), powdercellulose, corn starch mixture, pork blood products, sunflower oil refined, minerals, fish oil, fructo-oligosaccharides, marigold meal. Protein sources: poultry by-products (15.3%), pork by-products (13.7%), salmon (4%).

ADDITIVES (KG)***

Nutritional additives: Vitamin D3: 190 IU, Iron (3b103): 4mg, Iodine (3b202): 0.36mg, Copper (3b405, 3b406): 2.9mg, Manganese (3b502, 3b503, 3b504): 1.4mg, Zinc (3b603, 3b605, 3b606): 14mg - Technological additives: Clinoptilolite of sedimentary origin: 0.2g.

***Values reflect only levels added to the formula, not those naturally occurring in components of the diet.



RENAL WITH BEEF



THIN SLICES IN GRAVY

Available in box of 12 pouches of 85g

RECOMMENDED DAILY INTAKE & FEEDING DURATION

ADULT CAT	CAT'S WEIGHT (kg)	BODY CONDITION					
		THIN		NORMAL		OVERWEIGHT	
		grams	pouch	grams	pouch	grams	pouch
	1.5	115	1 + 1/2	95	1	75	1
	2	140	1 + 1/2	115	1 + 1/2	95	1
	2.5	165	2	140	1 + 1/2	110	1 + 1/2
	3	190	2	155	2	125	1 + 1/2
	3.5	210	2 + 1/2	175	2	140	1 + 1/2
	4	230	2 + 1/2	190	2	155	2
	4.5	250	3.2	210	2 + 1/2	165	2
	5	270	3	225	2 + 1/2	180	2
	5.5	290	3 + 1/2	240	3	195	2 + 1/2
	6	305	3 + 1/2	255	3	205	2 + 1/2
	6.5	325	4	270	3	215	2 + 1/2
	7	345	4	285	3 + 1/2	230	2 + 1/2
	7.5	360	4	300	3 + 1/2	240	3
	8	375	4 + 1/2	315	3 + 1/2	250	3
	8.5	395	4 + 1/2	330	4	260	3
	9	410	5	340	4	275	3
	9.5	425	5	355	4	285	3 + 1/2
	10	440	5	370	4 + 1/2	295	3 + 1/2

*Renal diets are recommended for cats in the advanced stages of CKD (IRIS stage 2-4). Early Renal may be suitable for cats in early IRIS stage 2, under veterinary recommendation.

In case of food aversion, the cat can be switched to another renal option without transition. On top of a renal blood panel, a mineral blood panel follow up may be recommended. In case hypercalcaemia develops, the cat should be switched to Early Renal diet. Other mineral disturbances (eg. hypokalaemia) may require additional treatment.

In most cases, Renal diets may be continued for the cat's lifetime.

One pouch is equivalent to 22g of Renal dry.

All Renal dry diets can be considered for mixed feeding, but feeding amounts will vary.

KIDNEY DISORDERS

RECOMMENDED FOR CASES OF

- Chronic Kidney Disease with proteinuria (IRIS stage 1 to 4)
- Azotaemic Chronic Kidney Disease (IRIS stage 2 to 4)*
- Management of calcium oxalate urolith recurrence in cats with impaired renal function
- Prevention of recurrence of urolithiasis requiring urine alkalinisation: urate & cystine uroliths

NOT RECOMMENDED IN CASE OF

- Growth, gestation/lactation



RENAL SUPPORT

Formulated with low phosphorus and moderate protein of high quality to support renal function.



ADAPTED ENERGY

Adapted energy content to reduce meal volume and help support a reduced appetite.



AROMATIC CHOICE

A specific aromatic profile with a dedicated texture, to help stimulate the cats appetite particularly in cases of food aversion.

KEY VALUES	Per 1000Kcal	Per 100g as fed
Moisture	796.81	80.00g
Protein	66.73g	6.70g
Fat Content	65.74g	6.60g
Crude Fibre	4.98g	0.50g
Ash	10.96g	1.10g
Carbohydrate (NFE)	50.80g	5.10g
Dietary Fibre	7.97g	0.80g
Omega-6	23.90g	2.40g
Omega-3	2.39g	0.24g
EPA + DHA	1.35g	0.13g
Calcium	1.29g	0.13g
Phosphorus	0.70g	0.07g
Sodium	0.9g	0.09g
Potassium	2.19g	0.22g
Magnesium	0.16g	0.016g
Vitamin D	199.20 IU	20.00 IU
Metabolisable energy**		100.40 Kcal

**Calculated according to NRC 2006 CF

Essential fatty acids 2.25% - Chloride 0.14% - Sulphur 0.25% - Hydroxypoline 0.05% [Urine alkalinising substances (calcium carbonate 0.28%, potassium citrate 0.38%)].

COMPOSITION

Poultry by-products, pork by-products, beef by-products (4%), wheat flour, sunflower oil refined, pork blood products, maize flour, corn starch mixture, fish oil, powder cellulose, minerals, fructo-oligosaccharides, marigold meal, yeasts and part thereof. Protein sources: poultry by-products (20%), pork by-products (7.40%), beef by-products (4%).

ADDITIVES (KG)***

Vitamin D3: 170 IU, Iron (3b103): 6 mg, Iodine (3b202): 0.42 mg, Copper (3b405, 3b406): 3.30 mg, Manganese (3b502, 3b503, 3b504): 1.80 mg, Zinc (3b603, 3b605, 3b606): 18 mg - Technological additives: Clinoptilolite of sedimentary origin: 0.20 g.

***Values reflect only levels added to the formula, not those naturally occurring in components of the diet.



RENAL SPECIAL



Available in 400 g, 2 and 4 kg bags

RECOMMENDED DAILY INTAKE & FEEDING DURATION

ADULT CAT	CAT'S WEIGHT (kg)	BODY CONDITION		
		THIN	NORMAL	OVERWEIGHT
		grams	grams	grams
	2	39	32	26
	2.5	46	38	30
	3	52	43	35
	3.5	58	48	39
	4	64	53	42
	4.5	69	58	46
	5	74	62	50
	5.5	80	67	53
	6	85	71	57
	6.5	90	75	60
	7	95	79	63
	7.5	99	83	66
	8	104	87	69
	8.5	109	91	72
	9	113	94	75
	9.5	118	98	78
	10	122	102	81

*Renal diets are recommended for cats in the advanced stages of CKD (IRIS stage 2-4). Early Renal may be suitable for cats in early IRIS stage 2, under veterinary recommendation.

In case of food aversion, the cat can be switched to another renal option without transition. On top of a renal blood panel, a mineral blood panel follow up may be recommended. In case hypercalcaemia develops, the cat should be switched to Early Renal diet. Other mineral disturbances (eg. hypokalaemia) may require additional treatment.

In most cases, Renal diets may be continued for the cat's lifetime.

KIDNEY DISORDERS

RECOMMENDED FOR CASES OF

- Chronic Kidney Disease with proteinuria (IRIS stage 1 to 4)*
- Azotaemic Chronic Kidney Disease (IRIS late stage 2 to stage 4)*
- Management of calcium oxalate urolith recurrence in cats with impaired renal function
- Prevention of recurrence of urolithiasis requiring urine alkalinisation: urate & cystine uroliths

NOT RECOMMENDED IN CASE OF

- Growth, gestation/lactation



RENAL SUPPORT

Formulated with low phosphorus and moderate protein of high quality to support renal function.



ADAPTED ENERGY

Adapted energy content to reduce meal volume and help support a reduced appetite.



AROMATIC CHOICE

A specific aromatic profile with a dedicated kibble shape to help stimulate the cat's appetite, particularly in cases of food aversion.

KEY VALUES	Per 1000Kcal	Per 100g as fed
Moisture	14.03g	5.50g
Protein	66.34g	26.00g
Fat Content	43.38g	17.00g
Crude Fibre	12.25g	4.80g
Ash	15.82g	6.20g
Carbohydrate (NFE)	103.34g	40.50g
Dietary Fibre	27.30g	10.70g
Omega-6	8.32g	3.26g
Omega-3	2.12g	0.83g
EPA + DHA	1.05g	0.41g
Calcium	1.61g	0.63g
Phosphorus	1.15g	0.45g
Sodium	1.02g	0.40g
Potassium	2.30g	0.90g
Magnesium	0.13g	0.05g
Vitamin D	229.65 IU	90.00 IU
Metabolisable energy**		391.90 Kcal

**Calculated according to NRC 2006 CF

Essential Fatty Acids 3.13 % - Chloride 0.76 % - Sulphur 0.5 % - Hydroxypoline 0.86 % - Essential fatty acids 3.13 % - Chloride 0.76 % - Sulphur 0.5 % - Hydroxypoline 0.86 % [Urine alkalinising substances (calcium carbonate 1.25%, potassium citrate 0.5%)].

COMPOSITION

Maize flour, rice, dehydrated pork protein***, animal fats, maize gluten, vegetable fibres, maize, hydrolysed animal proteins, minerals, wheat gluten***, chicory pulp, fish oil, soya oil, mono - and diglycerides of palmitic and stearic acids esterified with citric acid, psyllium husks and seeds, fructo-oligosaccharides, marigold meal. Protein sources: dehydrated pork protein (14.4%), maize gluten (8%), hydrolysed poultry proteins (5%), wheat gluten (2.7%).

***L.I.P.: protein selected for its very high digestibility.

ADDITIVES (KG)****

Nutritional additives: Vitamin A: 22500 IU, Vitamin D3: 800 IU, Iron (3b103): 47mg, Iodine (3b201, 3b202): 4.7mg, Copper (3b405, 3b406): 15mg, Manganese (3b502, 3b504): 61mg, Zinc (3b603, 3b605, 3b606): 147mg, Selenium (3b801, 3b811, 3b812): 0.08mg - Technological additives: Clinoptilolite of sedimentary origin: 10g - Preservatives - Antioxidants.

****Values reflect only levels added to the formula, not those naturally occurring in components of the diet.





RENAL SELECT



Available in
400 g, 2 and
4 kg bags

RECOMMENDED DAILY INTAKE & FEEDING DURATION

ADULT CAT	CAT'S WEIGHT (kg)	BODY CONDITION		
		THIN	NORMAL	OVERWEIGHT
		grams	grams	grams
	2	37	31	25
	2.5	43	36	29
	3	49	41	33
	3.5	55	46	37
	4	61	51	40
	4.5	66	55	44
	5	71	59	47
	5.5	76	64	51
	6	81	68	54
	6.5	86	72	57
	7	90	75	60
	7.5	95	79	63
	8	99	83	66
	8.5	104	87	69
	9	108	90	72
	9.5	112	94	75
	10	116	97	78

*Renal diets are recommended for cats in the advanced stages of CKD (IRIS stage 2-4). Early Renal may be suitable for cats in early IRIS stage 2, under veterinary recommendation.

In case of food aversion, the cat can be switched to another renal option without transition. On top of a renal blood panel, a mineral blood panel follow up may be recommended. In case hypercalcaemia develops, the cat should be switched to Early Renal diet. Other mineral disturbances [eg. hypokalaemia] may require additional treatment.

In most cases, Renal diets may be continued for the cat's lifetime.

KIDNEY DISORDERS

RECOMMENDED FOR CASES OF

- Chronic Kidney Disease with proteinuria (IRIS stage 1 to 4)
- Azotaemic Chronic Kidney Disease (IRIS stage 2 to 4)*
- Management of calcium oxalate urolith recurrence in cats with impaired renal function
- Prevention of recurrence of urolithiasis requiring urine alkalinisation: urate & cystine uroliths

NOT RECOMMENDED IN CASE OF

- Growth, gestation/lactation



RENAL SUPPORT

Formulated with low phosphorus and moderate protein of high quality to support renal function.



ADAPTED ENERGY

Adapted energy content to reduce meal volume and help support a reduced appetite.



APPETITE STIMULATION

A specific aromatic profile with a dedicated kibble texture and shape to help stimulate the cat's appetite, particularly in cases of food aversion.

KEY VALUES	Per 1000Kcal	Per 100g as fed
Moisture	13.40g	5.50g
Protein	59.68g	24.50g
Fat Content	52.38g	21.50g
Crude Fibre	11.21g	4.60g
Ash	16.08g	6.60g
Carbohydrate (NFE)	90.86g	37.30g
Dietary Fibre	23.63g	9.70g
Omega-6	8.79g	3.61g
Omega-3	2.12g	0.87g
EPA + DHA	1.00g	0.41g
Calcium	1.71g	0.70g
Phosphorus	1.00g	0.41g
Sodium	1.10g	0.45g
Potassium	2.19g	0.90g
Magnesium	0.19g	0.08g
Vitamin D	219.24 IU	90.00 IU
Metabolisable energy**		410.50 Kcal

**Calculated according to NRC 2006 CF

Essential fatty acids 3.51 % - Chloride 0.94 % - Sulphur 0.4 % - Hydroxyproline 0.42 % [Urine alkalinising substances (calcium carbonate 1.24%, potassium citrate 0.5%)].

COMPOSITION

Animal fats, rice, precooked wheat flour, dehydrated pork protein***, wheat flour, wheat gluten***, vegetable fibres, maize gluten, hydrolysed poultry proteins, dehydrated fish, minerals, chicory pulp, fish oil, soya oil, mono- and diglycerides of palmitic and stearic acids esterified with citric acid, psyllium husks and seeds, fructo-oligosaccharides, marigold meal. Protein sources: dehydrated pork protein (7.9%), wheat gluten (6.6%), maize gluten (5%), hydrolysed poultry proteins (4.5%).

***L.I.P.: protein selected for its very high digestibility.

ADDITIVES (KG)****

Nutritional additives: Vitamin A: 21000 IU, Vitamin D3: 800 IU, Iron [3b103]: 45mg, Iodine [3b201, 3b202]: 4.5mg, Copper [3b405, 3b406]: 14mg, Manganese [3b502, 3b504]: 58mg, Zinc [3b603, 3b605, 3b606]: 148mg, Selenium [3b801, 3b811, 3b812]: 0.08mg - Technological additives: Clinoptilolite of sedimentary origin: 10g - Preservatives - Antioxidants.

****Values reflect only levels added to the formula, not those naturally occurring in components of the diet.

RENAL LIQUID



Available in pack of
3 x 200ml bottles



RECOMMENDED DAILY INTAKE & FEEDING DURATION

ADULT CAT	ENERGY LEVEL: CONVALESCING CAT CONFINED IN A CAGE		
	CAT'S WEIGHT (kg)	mL/Day	Bottle/Day
	2	109	1/2
	2.5	129	3/4
	3	148	3/4
	3.5	166	3/4
	4	184	1
	4.5	201	1
	5	218	1
	5.5	234	1 + 1/4
	6	249	1 + 1/4
	6.5	265	1 + 1/4
	7	280	1 + 1/2
	7.5	295	1 + 1/2
	8	309	1 + 1/2
	8.5	324	1 + 1/2
	9	338	1 + 3/4
	9.5	352	1 + 3/4
	10	366	1 + 3/4

CATS CONFINED IN A CAGE It is advised to meet the Resting Energy Requirements [R.E.R.] according to the formula: **RER (in kcal/day) = 70x (body weight in kg)^{0.75}** The amount of food should be re-evaluated according to the clinical evolution of the pet.

In case of anorexia, a **refeeding schedule** is strongly recommended:

- **If anorexic for < 3 days:** plan to meet the requirements in 3 days. Day 1: 1/3 of requirements, Day 2: 2/3 of requirements, Day 3: Full requirements

- **If anorexic for ≥ 3 days:** plan to meet the requirements in 5 days. Day 1: 1/4 of requirements, Day 2: 1/2 of requirements, Day 3: 2/3 of requirements, Day 4: 3/4 of requirements, Day 5: Full requirements

It is recommended to divide the daily intake into several small meals

ROYAL CANIN® RENAL LIQUID is a complete dietetic feed for cats formulated for the support of renal function in case of chronic or temporary renal insufficiency. High quality proteins and restricted level of phosphorus. **RECOMMENDATIONS:** your advice as a veterinarian is necessary before use and before extending the period of use of this diet. For the support of renal function, in case of temporary renal insufficiency feed this diet for 2 to 4 weeks and in case of chronic renal insufficiency, feed this diet initially up to 6 months before recheck..

KIDNEY DISEASE

RECOMMENDED FOR TUBE-FEEDING IN CASES OF

- Re-feeding after a period of anorexia
- Acute Kidney Injury (AKI)
- Chronic Kidney Disease
- Hepatic encephalopathy

NOT RECOMMENDED IN CASES OF

- Growth, gestation/lactation



RENAL DIETARY MANAGEMENT

Formulated with low phosphorus and moderate level of high-quality proteins to support renal function.



ADAPTED ENERGY (1Kcal ml)

High energy density that provides daily energy requirements in a reduced feeding volume.



COMPLETE NUTRITION

Complete and balanced liquid diet to support cats with kidney disease requiring assisted enteral nutrition.



EASY TUBE FEEDING

Liquid formula with adapted viscosity for an easy use whatever the tube size.



SPECIAL CAP - EASY TO FILL

Cap designed for easy filling, with one hole for standard-tip syringes (the smaller) and another for catheter-tip syringes

KEY VALUES	Per 1000Kcal	Per 100ml as fed
Moisture	843.25 g	85 g
Protein	68.49 g	6.90 g
Fat content	54.59 g	5.50 g
Crude fibre	0 g	0 g
Ash	8.93 g	0.90 g
Carbohydrate (NFE)	65.51 g	6.60 g
Dietary fibre	0 g	0 g
Omega-6 fatty acids	7.25 g	0.73 g
Omega-3 fatty acids	1.79 g	0.18 g
EPA + DHA	1.39 g	0.14 g
Calcium	0.99 g	0.10 g
Phosphorus	0.79 g	0.08 g
Sodium	0.79 g	0.08g
Magnesium	0.12 g	0.01 g
Potassium	1.99 g	0.20 g
Vitamin D	317.62 IU	32 IU
Vitamin E	168.73 mg	17 mg
Vitamin C	59.55 mg	6 mg
Taurine	0.69 g	0.07 g
Metabolisable energy*		100.8 kcal

* Calculated according to FEDIAF equation for diets for enteral nutrition.

Essential fatty acids (linoleic acid, arachidonic acid): 0.91 g/100 ml

COMPOSITION

Milk low lactose**, maltodextrin, vegetable oil (including oil rich in arachidonic acid), calcium caseinate**, potassium caseinate**, soya protein concentrate**, minerals, fish oil, mono&diglyceride of fatty acids.

**Protein sources: 25.3 g per 100 mL

ADDITIVES (per l)*

Vitamin A: 366 IU, Vitamin D3: 32 IU, Vitamin C: 6 mg, Vitamin E: 17 mg, Taurine: 65 mg, Iron [3b104]: 3 mg, Iodine [3b201]: 0.03 mg, Copper [3b405]: 0.18 mg, Manganese [3b503]: 0.24 mg, Zinc [3b604]: 2.8 mg, Selenium [3b801]: 0.008 mg.

*Values reflect only levels added to the formula, not those naturally occurring in components of the diet.



MOBILITY



Available in
400 g, 2 and
4 kg bags

RECOMMENDED DAILY INTAKE & FEEDING DURATION

ADULT CAT	CAT'S WEIGHT (kg)	BODY CONDITION		
		THIN	NORMAL	OVERWEIGHT
		grams	grams	grams
	2	39	33	26
	2.5	46	39	31
	3	53	44	35
	3.5	59	49	39
	4	65	54	43
	4.5	70	59	47
	5	76	63	50
	5.5	81	68	54
	6	86	72	57
	6.5	91	76	61
	7	96	80	64
	7.5	101	84	67
	8	106	88	71
	8.5	110	92	74
	9	115	96	77
	9.5	120	100	80
	10	124	103	83

Mobility diet can be fed for the cat's lifetime. It is recommended to divide the daily intake into 2 meals.

[S/O INDEX] This diet is formulated to promote a healthy urinary environment.

SUPPORT HEALTHY JOINT FUNCTION

RECOMMENDED FOR CASES OF

- Help support healthy joint function
- Help support joints after orthopaedic surgery

NOT RECOMMENDED IN CASE OF

- Growth, gestation/lactation



MOBILITY SUPPORT

Scientifically proven to support mobility in cats.



JOINT COMPLEX

New Zealand Green Lipped Mussel extract and high EPA+DHA content to help support healthy joint function.



ANTIOXIDANT COMPLEX

Enriched with a blend of antioxidants to help neutralise free radicals.

KEY VALUES	Per 1000Kcal	Per 100g as fed
Moisture	14.26g	5.50g
Protein	72.61g	28.00g
Fat Content	38.90g	15.00g
Crude Fibre	12.45g	4.80g
Ash	15.04g	5.80g
Carbohydrate (NFE)	106.07g	40.90g
Dietary Fibre	29.30g	11.30g
Omega-6	9.39g	3.62g
Omega-3	3.58g	1.38g
EPA + DHA	2.07g	0.80g
Calcium	1.92g	0.74g
Phosphorus	1.56g	0.60g
Sodium	1.04g	0.40g
Magnesium	0.13g	0.05g
Vitamin D	181.54 IU	70.00 IU
Glucosamine + Chondroitin	259.34mg	100.00mg
Metabolisable energy*		385.60 Kcal

*Calculated according to NRC 2006 CF.

COMPOSITION

Maize flour, wheat gluten*, maize, rice, dehydrated poultry protein, animal fats, vegetable fibres, maize gluten, hydrolysed animal proteins, fish oil, minerals, soya oil, chicory pulp, psyllium husks and seeds, fructo-oligosaccharides, New Zealand green-lipped mussel extract (GLM) (0.3%), hydrolysed yeast (source of manno-oligosaccharides), glucosamine from fermentation, marigold meal, hydrolysed cartilage (source of chondroitin).

*L.I.P.: protein selected for its very high digestibility.

ADDITIVES (KG)**

Nutritional additives: Vitamin A: 20500 IU, Vitamin D3: 700 IU, Iron [3b103]: 48mg, Iodine [3b201, 3b202]: 4.8mg, Copper [3b405, 3b406]: 15mg, Manganese [3b502, 3b504]: 63mg, Zinc [3b603, 3b605, 3b606]: 141mg, Selenium [3b801, 3b811, 3b812]: 0.09mg - Preservatives - Antioxidants.

**Values reflect only levels added to the formula, not those naturally occurring in components of the diet.



Available in 1.5 kg bags

RECOMMENDED DAILY INTAKE & FEEDING DURATION

ADULT CAT	IDEAL WEIGHT (kg)	STAGE			
		WEIGHT LOSS		MAINTENANCE AFTER WEIGHT LOSS	
		grams	cups	grams	cups
	2	29	3/8	30	3/8
	2.5	34	3/8	36	4/8
	3	38	4/8	40	4/8
	3.5	43	4/8	45	4/8
	4	47	5/8	50	5/8
	4.5	51	5/8	54	5/8
	5	55	5/8	58	6/8
	5.5	59	6/8	62	6/8
	6	63	6/8	66	6/8
	6.5	66	6/8	70	7/8
	7	70	7/8	74	7/8
	7.5	73	7/8	78	1
	8	77	1	81	1
	8.5	80	1	85	1
	9	84	1	88	1 + 1/8
	9.5	87	1 + 1/8	92	1 + 1/8
	10	90	1 + 1/8	95	1 + 1/8

Weight loss: Individual target weight is determined and then feeding amount established. The recommended daily intake is based on the cat's ideal weight. The starting ration may need to be adjusted during follow-up visits, based on each individual's response and the rate of weight loss. An objective of losing 0.5-2 % bodyweight per week is generally achievable over the first 3 months, and of 0.5-1% afterwards.

Maintenance after weight loss: Energy requirements to maintain stable body weight after weight loss are lower than those of cats that have never had obesity. Based on current scientific knowledge, our maintenance after weight loss rations are calculated by increasing the weight loss ration by about 10%.

It is recommended to divide the daily intake into several meals and have fresh water available at all times.

ROYAL CANIN® SATIETY + MOBILITY dry is a complete dietetic feed for cats formulated for the reduction of excessive body weight and for the support of the metabolism of joints in the case of osteoarthritis. Low energy density, high levels of DHA and total omega-3 fatty acids, increased levels of methionine and manganese, and adequate level of vitamin E.

RECOMMENDATIONS: your advice as a veterinarian is necessary before use and before extending the period of use of this diet. Feed this diet until target body weight is achieved and after if required to maintain target body weight. For cats, a transition period when starting the diet is advised. For an efficient weight loss or ideal weight maintenance, the recommended daily energy intake should not be exceeded. For the support of the metabolism of joints in the case of osteoarthritis, feed this diet initially up to 3 months before recheck. The diet may be continued for the cat's lifetime with vet follow-up.



RECOMMENDED FOR CASES OF

Weight management:

- Overweight/obesity: weight loss and maintenance after weight loss
- Stabilised diabetes mellitus with overweight/obesity
- Hyperlipidaemia with overweight/obesity

Joint conditions/mobility:

- Osteoarthritis
- Joints in need of support after orthopaedic surgery or trauma
- Decreased mobility

NOT RECOMMENDED IN CASES OF

- Growth, gestation/lactation
- Underweight
- Conditions where high fibre content is not recommended (eg: chronic constipation/history of constipation in response to a high fibre diet)



EFFECTIVE WEIGHT MANAGEMENT

Provides safe weight loss and helps avoid weight regain. 97% of cats lost weight in 3 months using this nutritional approach.*



BEGGING CONTROL

High level of selected fibres helps keep cats satisfied between meals. Nutritional approach shown to help control begging in 82% of cats during weight loss.*



LOW CALORIE

Overweight can negatively impact mobility. Low calorie content to help achieve and maintain an ideal body weight, thus supporting healthy mobility.



JOINT SUPPORT

With Green Lipped Mussel and a high level of omega-3 fatty acids (EPA+DHA) to support mobility and joints in the case of osteoarthritis.

[S/O INDEX] This diet is formulated to promote a healthy urinary environment.

*Hanagan J et al (2018) An international multi-centre cohort study of weight loss in overweight cats: Differences in outcome in different geographical locations. *PLoS One* 13(7):e0200414.

KEY VALUES

	Per 1000 kcal	Per 100 g as fed
Moisture	17.75 g	5.50 g
Protein	110 g	34 g
Fat content	29.05 g	9 g
Crude fibre	48.10 g	14.90 g
Ash	28.08 g	8.70 g
Carbohydrate (NFE)	90.06 g	27.90 g
Dietary fibre	79.41 g	24.60 g
Omega-6 fatty acids	5.71 g	1.77 g
Omega-3 fatty acids	3.49 g	1.08 g
EPA + DHA	2.68 g	0.83 g
Glucosamine + Chondroitin	323 mg	100 mg
Calcium	4.33 g	1.34 g
Phosphorus	3.39 g	1.05 g
Sodium	1.78 g	0.55 g
Chloride	2.78 g	0.86 g
Magnesium	0.19 g	0.06 g
Vitamin D	323 IU	100 IU
Vitamin E	235.60 IU	730 IU
Taurine	0.61 g	0.19 g
Metabolisable energy**		309.80 kcal

**Calculated according to NRC 2006.

Docosahexaenoic acid (DHA): 0.6% - Methionine: 0.64% - Manganese: 53mg/kg

COMPOSITION

Dehydrated poultry proteins, vegetable fibres, manioc (tapioca), hydrolysed animal proteins, wheat flour, maize gluten, wheat gluten, minerals, chicory pulp, animal fats, algal oil Schizochytrium sp. (source of EPA+DHA), maize flour, psyllium husks and seeds, New Zealand green-lipped mussel powder (GLM) (0.29%), glucosamine from fermentation, marigold meal, fish oil, hydrolysed cartilage (source of chondroitin 0.0005%).

ADDITIVES (KG)***

Nutritional additives: Vitamin A: 25500 IU, Vitamin D3: 1000 IU, Iron [3b103]: 29 mg, Iodine [3b201, 3b202]: 2.9 mg, Copper [3b405, 3b406]: 9 mg, Manganese [3b502, 3b504]: 37 mg, Zinc [3b603, 3b605, 3b606]: 123 mg, Selenium [3b801, 3b811, 3b812]: 0.04 mg - Antioxidants.

*** Values reflect only levels added to the formula, not those naturally occurring in components of the diet.



Available in 2 kg bags

RECOMMENDED DAILY INTAKE & FEEDING DURATION

	CAT'S WEIGHT (kg)	BODY CONDITION					
		THIN		NORMAL		OVERWEIGHT	
		grams	cups	grams	cups	grams	cups
ADULT CAT	2	39	3/8	32	2/8	26	2/8
	2.5	46	3/8	38	3/8	30	2/8
	3	52	4/8	43	3/8	35	3/8
	3.5	58	4/8	48	4/8	39	3/8
	4	64	5/8	53	4/8	42	3/8
	4.5	69	5/8	58	4/8	46	3/8
	5	74	6/8	62	5/8	50	4/8
	5.5	80	6/8	67	5/8	53	4/8
	6	85	6/8	71	5/8	57	4/8
	6.5	90	7/8	75	6/8	60	4/8
	7	95	7/8	79	6/8	63	5/8
	7.5	99	7/8	83	6/8	66	5/8
	8	104	1	87	7/8	69	5/8
	8.5	109	1	91	7/8	72	5/8
	9	113	1	94	7/8	75	6/8
	9.5	118	1 + 1/8	98	7/8	78	6/8
	10	122	1 + 1/8	102	1	81	6/8

It is recommended to divide the daily intake into several meals and have fresh water available at all times.

Renal diets are recommended as soon as creatinine goes out of reference range (from CKD late stage 2), before the disease further progresses, and before inappetence develops. A food transition over 7-10 days is recommended. Cats with CKD IRIS stage 2 that have serum phosphate within IRIS target (< 45 mg/l) and total calcium over 120 mg/l should be switched back to a Early Renal diet.¹ Some mineral disturbances (eg. hypokalaemia) may require additional treatment.

ROYAL CANIN® RENAL + MOBILITY dry is a complete dietetic feed for cats formulated for the support of renal function in case of chronic renal insufficiency and for the support of the metabolism of joints in the case of osteoarthritis. High quality proteins and restricted level of phosphorus, high levels of DHA and total omega-3 fatty acids, increased levels of methionine and manganese, and adequate level of vitamin E.

RECOMMENDATIONS: your advice as a veterinarian is necessary before use and before extending the period of use of this diet. For the support of renal function in case of chronic renal insufficiency, feed this diet initially up to 6 months before recheck. For the support of the metabolism of joints in the case of osteoarthritis, feed this diet initially up to 3 months before recheck. The diet may be continued for the cat's lifetime with vet follow-up.

¹ Adapted from IRIS treatment recommendations for CKD in cats (2023).

RECOMMENDED FOR CASES OF

- Renal disease:**
- Chronic Kidney Disease with proteinuria (IRIS stage 1 to 4)
 - Azotaemic Chronic Kidney Disease (IRIS late stage 2 to stage 4)
- ♦
- Joint conditions/mobility:**
- Osteoarthritis
 - Joints in need of support after an orthopaedic surgery or trauma
 - Decreased mobility
- Other:**
- Management of calcium oxalate urolith recurrence in cats with impaired renal function
 - Prevention of recurrence of urolithiasis requiring urine alkalisation: urate & cystine uroliths

NOT RECOMMENDED IN CASES OF

- Growth, gestation/lactation



RENAL SUPPORT

Formulated with low phosphorus and moderate protein of high quality to support renal function, helping to improve the cat's quality of life.



HIGH ENERGY

High energy content to reduce meal volume and help compensate for a decreased appetite.



JOINT SUPPORT

With green-lipped mussel and a high level of omega-3 fatty acids (EPA+DHA) to support mobility and joints in the case of osteoarthritis.



AGEING SUPPORT

Highly digestible formula enriched with vitamins to support healthy ageing.

KEY VALUES

	Per 1000 kcal	Per 100 g as fed
Moisture	14.03 g	5.50 g
Protein	58.66 g	23 g
Fat content	43.36 g	17 g
Crude fibre	11.99 g	4.70 g
Ash	14.79 g	5.80 g
Carbohydrate (NFE)	112 g	44 g
Dietary fibre	27.29 g	10.70 g
Omega-6 fatty acids	8.34 g	3.27 g
Omega-3 fatty acids	3.14 g	1.23 g
EPA + DHA	2.04 g	0.80 g
Glucosamine + Chondroitin	254 mg	99.50 mg
Calcium	1.45 g	0.57 g
Phosphorus	0.74 g	0.29 g
Sodium	1.05 g	0.41 g
Magnesium	0.18 g	0.07 g
Potassium	2.35 g	0.92 g
Vitamin D	204 IU	80 IU
Vitamin E	125 IU	49 IU
Taurine	0.61 g	0.24 g
Metabolisable energy*		392.10 kcal

*Calculated according to NRC 2006.

Essential fatty acids (linoleic acid, arachidonic acid): 3.16% - Docosahexaenoic acid (DHA): 0.55% - Methionine: 0.79% - Manganese: 72 mg/kg

COMPOSITION

Rice, wheat flour, wheat gluten**, animal fats, maize flour, vegetable fibres, maize, soy protein isolate**, minerals, hydrolysed poultry liver, maize gluten**, chicory pulp, algal oil Schizochytrium sp. (source of EPA+DHA), soy oil, dried tomato pulp (source of lycopene), mono- and diglycerides of palmitic and stearic acids esterified with citric acid, psyllium husks and seeds, fructo-oligosaccharides, fish oil, New Zealand green-lipped mussel powder (GLM) (0.3%), glucosamine from fermentation, marigold meal, hydrolysed cartilage (source of chondroitin 0.004%).

**Protein sources: 19.4%.

ADDITIVES (KG)***

Nutritional additives: Vitamin A: 21600 IU, Vitamin D3: 800 IU, Vitamin C: 200 mg, Iron (3b103): 41 mg, Iodine (3b201, 3b202): 4.1 mg, Copper (3b405, 3b406): 13 mg, Manganese (3b502, 3b504): 53 mg, Zinc (3b603, 3b605, 3b606): 149 mg, Selenium (3b801, 3b811, 3b812): 0.07 mg - Technological additives: Clinoptilolite of sedimentary origin: 10 g - Sensory additives: Flavourings - Antioxidants.



RENAL + MOBILITY



THIN SLICES IN GRAVY

Available in box of 12 pouches of 85 g

RECOMMENDED DAILY INTAKE & FEEDING DURATION

	CAT'S WEIGHT (kg)	BODY CONDITION					
		THIN		NORMAL		OVERWEIGHT	
		grams	pouches	grams	pouches	grams	pouches
ADULT CAT	2	120	1 + 1/2	100	1	80	1
	2.5	140	1 + 1/2	120	1 + 1/2	95	1
	3	160	2	135	1 + 1/2	110	1 + 1/2
	3.5	180	2	150	2	120	1 + 1/2
	4	200	2 + 1/2	165	2	130	1 + 1/2
	4.5	215	2 + 1/2	180	2	145	1 + 1/2
	5	230	2 + 1/2	195	2 + 1/2	155	2
	5.5	250	3	205	2 + 1/2	165	2
	6	265	3	220	2 + 1/2	175	2
	6.5	280	3 + 1/2	235	3	185	2
	7	295	3 + 1/2	245	3	195	2 + 1/2
	7.5	310	3 + 1/2	260	3	205	2 + 1/2
	8	325	4	270	3	215	2 + 1/2
	8.5	340	4	285	3 + 1/2	225	2 + 1/2
	9	355	4	295	3 + 1/2	235	3
	9.5	365	4 + 1/2	305	3 + 1/2	245	3
	10	380	4 + 1/2	315	3 + 1/2	255	3

It is recommended to divide the daily intake into several meals and have fresh water available at all times.

Renal diets are recommended as soon as creatinine goes out of reference range (from CKD late stage 2), before the disease further progresses, and before inappetence develops. A food transition over 7-10 days is recommended. Cats with CKD IRIS stage 2 that have serum phosphate within IRIS target (< 45 mg/l) and total calcium over 120 mg/l should be switched back to a Early Renal diet.¹ Some mineral disturbances (eg. hypokalaemia) may require additional treatment.

ROYAL CANIN® RENAL + MOBILITY thin slices in gravy is a complete dietetic feed for cats formulated for the support of renal function in case of chronic renal insufficiency and for the support of the metabolism of joints in the case of osteoarthritis. High quality proteins and restricted level of phosphorus, high levels of DHA and total omega-3 fatty acids, increased levels of methionine and manganese, and adequate level of vitamin E.

RECOMMENDATIONS: your advice as a veterinarian is necessary before use and before extending the period of use of this diet. For the support of renal function in case of chronic renal insufficiency, feed this diet initially up to 6 months before recheck. For the support of the metabolism of joints in the case of osteoarthritis, feed this diet initially up to 3 months before recheck. The diet may be continued for the cat's lifetime with vet follow-up.

¹ Adapted from IRIS treatment recommendations for CKD in cats (2023).

RECOMMENDED FOR CASES OF

- Renal disease:**
- Chronic Kidney Disease with proteinuria (IRIS stage 1 to 4)
 - Azotaemic Chronic Kidney Disease (IRIS late stage 2 to stage 4)
- ♦
- Joint conditions/mobility:**
- Osteoarthritis
 - Joints in need of support after orthopaedic surgery or trauma
 - Decreased mobility
- Other:**
- Management of calcium oxalate urolith recurrence in cats with impaired renal function
 - Prevention of recurrence of urolithiasis requiring urine alkalisation: urate & cystine uroliths

NOT RECOMMENDED IN CASES OF

- Growth, gestation/lactation



RENAL SUPPORT

Formulated with low phosphorus and moderate protein of high quality to support renal function, helping to improve the cat's quality of life.



HIGH ENERGY

High energy content to reduce meal volume and help compensate for a decreased appetite.



JOINT SUPPORT

High level of omega-3 fatty acids (EPA+DHA) to support mobility and joints in the case of osteoarthritis.



AGEING SUPPORT

Highly digestible formula enriched with vitamins to support healthy ageing.

KEY VALUES

	Per 1000 kcal	Per 100 g as fed
Moisture	658.12 g	77 g
Protein	65.81 g	7.70 g
Fat content	67.52 g	7.90 g
Crude fibre	3.42 g	0.40 g
Ash	12.82 g	1.50 g
Carbohydrate (NFE)	47.01 g	5.50 g
Dietary fibre	6.84 g	0.80 g
Omega-6 fatty acids	20.51 g	2.40 g
Omega-3 fatty acids	3.59 g	0.42 g
EPA + DHA	2.31 g	0.27 g
Glucosamine + Chondroitin	270.09 mg	31.60 mg
Calcium	1.28 g	0.15 g
Phosphorus	0.77 g	0.09 g
Sodium	1.03 g	0.12 g
Magnesium	0.17 g	0.02 g
Potassium	1.88 g	0.22 g
Vitamin D	376.10 IU	44 IU
Vitamin E	132.50 IU	15.50 IU
Taurine	1.28 g	0.15 g
Metabolisable energy*		117 kcal

*Calculated according to NRC 2006.

Essential fatty acids (linoleic acid, arachidonic acid): 2.25% - Docosahexaenoic acid (DHA): 0.17% - Methionine: 0.15% - Manganese: 4.4 mg/kg

COMPOSITION

Poultry by-products**, pork by-products**, wheat flour, pork blood products**, sunflower oil refined, maize flour, modified starch, minerals, algal oil Schizochytrium sp. (source of EPA+DHA), fish oil, powder cellulose, dried beet pulp, dried tomato pulp, fructo-oligosaccharides, glucosamine from fermentation, marigold meal, hydrolysed cartilage (source of chondroitin 0.001%).

**Protein sources: 28.2%.

ADDITIVES (KG)***

Nutritional additives: Vitamin D3: 390 IU, Vitamin C: 62 mg, Taurine: 1.5 g, Iron (3b103): 6 mg, Iodine (3b202): 0.62 mg, Copper (3b405, 3b406): 4.1 mg, Manganese (3b502, 3b503, 3b504): 1.9 mg, Zinc (3b603, 3b605, 3b606): 19 mg - Technological additives: Clinoptilolite of sedimentary origin: 2 g - Sensory additives: Flavourings.

*** Values reflect only levels added to the formula, not those naturally occurring in components of the diet.





RENAL + HYPOALLERGENIC



RENAL + HYPOALLERGENIC



Available in 2 kg bags

RECOMMENDED DAILY INTAKE & FEEDING DURATION

ADULT CAT	CAT'S WEIGHT (kg)	BODY CONDITION		
		THIN	NORMAL	OVERWEIGHT
		grams	grams	grams
	2	37	31	25
	2.5	43	36	29
	3	50	41	33
	3.5	55	46	37
	4	61	51	41
	4.5	66	55	44
	5	71	59	47
	5.5	76	64	51
	6	81	68	54
	6.5	86	72	57
	7	90	75	60
	7.5	95	79	63
	8	99	83	66
	8.5	104	87	69
	9	108	90	72
	9.5	112	94	75
	10	117	97	78

ROYAL CANIN® RENAL + HYPOALLERGENIC dry is a complete dietetic feed for cats formulated for the support of renal function in the case of chronic renal insufficiency and for the reduction of ingredient and nutrient intolerances. Restricted level of phosphorus. Hydrolysed protein sources and selected carbohydrate sources.

Renal diets are recommended as soon as creatinine goes out of reference range (from IRIS stage 2), before the disease further progresses, and before inappetence develops. When a food allergy or a food intolerance is suspected, the cat's diet should be changed following classical transition. RENAL + HYPOALLERGENIC diet may be continued for the cat's lifetime. Some mineral disturbances (eg. hypokalaemia) may require additional treatment. It is recommended that a veterinarian's opinion be sought before use and before extending the period of use.

It is recommended to divide the daily intake into several meals. Fresh water should be available at all times.

RECOMMENDED FOR CASES OF

Renal disease

- Azotaemic Chronic Kidney Disease (IRIS stages 2 to 4)
- Chronic Kidney Disease with proteinuria (IRIS stages 1 to 4)

Dermatological/GI conditions:

- Adverse Food Reactions (AFR)
- Atopic dermatitis
- Chronic diarrhoea
- Inflammatory Bowel Disease (IBD)
- Exocrine Pancreatic Insufficiency (EPI)

Other:

- Management of calcium oxalate urolith recurrence in cats with impaired renal function
- Management of recurrence of urolithiasis requiring urine alkalinisation: urate & cystine uroliths

NOT RECOMMENDED FOR CASES OF

- Growth, gestation/lactation



RENAL SUPPORT

Formulated with low phosphorus and moderate protein of high quality to support renal function.



ADAPTED ENERGY

Adapted energy content to reduce meal volume and help compensate for a decreased appetite.



HYDROLYSED PROTEIN

Hydrolysed protein with low molecular weight to ensure the food is hypoallergenic.



SKIN BARRIER

Formulated to support the skin's natural protective barrier for optimal skin health.

KEY VALUES

	Per 1000Kcal	Per 100g as fed
Moisture	13.41 g	5.5 g
Protein	63.38 g	26 g
Fat content	48.76 g	20 g
Crude Fibre	10 g	4.1 g
Ash	13.9 g	5.7 g
Carbohydrate (NFE)	94.34 g	38.7 g
Dietary Fibre	23.16 g	9.5 g
Omega-6	12.8 g	5.25 g
Omega-3	2.61 g	1.07 g
EPA + DHA	1 g	0.41 g
Calcium	1.46 g	0.6 g
Phosphorus	1 g	0.41 g
Sodium	0.85 g	0.35 g
Chloride	1.95 g	0.8 g
Potassium	2.19 g	0.9 g
Magnesium	0.12 g	0.05 g
Zinc	41.44 mg	17 mg
Vitamin D	195.03	80 IU
Vitamin A	9019.99	3700 IU
Metabolisable energy*		410.2 Kcal

*Calculated according to NRC 2006 CF.

Essential Fatty Acids: Linoleic Acid (5.06%), Arachidonic Acid (0.07%).

COMPOSITION

Rice flour, hydrolysed soya protein isolate, animal fats, rice, chicory pulp, hydrolysed poultry liver, vegetable fibres, minerals, soya oil, fish oil, fructo-oligosaccharides, borage oil, marigold meal.

Carbohydrate sources: rice flour (32.0%), rice (7.7%). Protein sources: hydrolysed soya protein isolate (23.2%), hydrolysed poultry liver (4.4%).

ADDITIVES (KG)**

Nutritional additives: Vitamin A: 31000 IU, Vitamin D3: 800 IU, Iron (3b103): 39 mg, Iodine (3b201, 3b202): 3.5 mg, Copper (3b405, 3b406): 15 mg, Manganese (3b502, 3b504): 52 mg, Zinc (3b603, 3b605, 3b606): 152 mg, Selenium (3b801, 3b811, 3b812): 0.25 mg - Technological additives: Clnoptilolite of sedimentary origin: 5 g - Antioxidants.

** Values reflect only levels added to the formula, not those naturally occurring in components of the diet.



CARDIAC



Available in 1.5 and 3.5 kg bags

RECOMMENDED DAILY INTAKE & FEEDING DURATION

ADULT CAT	CAT'S WEIGHT (kg)	BODY CONDITION		
		THIN	NORMAL	OVERWEIGHT
		grams	grams	grams
	2	41	34	27
	2.5	48	40	32
	3	54	45	36
	3.5	60	50	40
	4	66	55	44
	4.5	72	60	48
	5	78	65	52
	5.5	83	70	56
	6	89	74	59
	6.5	94	78	63
	7	99	83	66
	7.5	104	87	69
	8	109	91	73
	8.5	114	95	76
	9	118	99	79
	9.5	123	103	82
	10	127	106	85

ROYAL CANIN® CARDIAC dry is a complete dietetic feed for cats formulated for the support of heart function in the case of chronic cardiac insufficiency. Restricted level of sodium.

RECOMMENDATIONS: It is recommended that advice from a veterinarian be sought before use and before extending the period of use. Feed CARDIAC dry initially up to 6 months.



This diet is formulated to promote a healthy urinary environment.



RECOMMENDED FOR CASES OF

- Hypertrophic cardiomyopathy
- Congestive heart failure

NOT RECOMMENDED IN CASE OF

- Chronic Kidney Disease (CKD)
- Growth, gestation/lactation



SUPPORTS HEART FUNCTION

Unique formula enriched with vitamin E, vitamin C, taurine and omega-3 fatty acids (EPA+DHA) to support heart function.



REDUCES HEART WORKLOAD

Restricted level of sodium to help support heart function in the case of chronic cardiac insufficiency.



URINARY HEALTH SUPPORT

Adapted to support the needs of neutered cats with urinary sensitivities.

KEY VALUES

	Per 1000Kcal	Per 100g as fed
Moisture	14.67 g	5.5 g
Protein	121.87 g	45.7 g
Fat content	34.67 g	13 g
Crude Fibre	17.33 g	6.5 g
Ash	18.40 g	6.9 g
Carbohydrate (NFE)	59.73 g	22.4 g
Dietary Fibre	41.6 g	15.6 g
Omega-6	7.49 g	2.81 g
Omega-3	1.55 g	0.58 g
EPA + DHA	0.72 g	0.27 g
Calcium	3.2 g	1.2 g
Phosphorus	2.4 g	0.9 g
Magnesium	0.19 g	0.07 g
Sodium	0.67 g	0.25 g
Potassium	1.87 g	0.7 g
Chloride	2.29 g	0.86 g
Taurine	0.59 g	0.22 g
Vitamin E	116.53 mg	43.7 mg
Vitamin C	47.47 mg	17.8 mg
Metabolisable energy*		375 Kcal*

Calculated according to NRC 2006 CF.

COMPOSITION

Dehydrated poultry protein, barley, wheat gluten**, maize gluten, vegetable fibres, animal fats, hydrolysed animal proteins, chicory pulp, yeasts products, minerals, psyllium husks and seeds, fish oil, mono- and diglycerides of palmitic and stearic acids esterified with citric acid, soya oil, marigold meal.

**LIP (Low Indigestible Protein): protein selected because of its very high digestibility.

ADDITIVES (KG)***

Nutritional additives: Vitamin A: 18554 IU, Vitamin D3: 964 IU, Vitamin E: 437 mg, Vitamin C: 178 mg, Taurine: 2.2 g, Iron (3b103): 19 mg, Iodine (3b201, 3b202): 1.9 mg, Copper (3b405, 3b406): 5.9 mg, Manganese (3b502, 3b504): 25 mg, Zinc (3b603, 3b605, 3b606): 113 mg, Selenium (3b801, 3b811, 3b812): 0.05 mg, Zootechnical Additives: Ammonium chloride: 5 g - Antioxidants.

*** Values reflect only levels added to the formula, not those naturally occurring in components of the diet.



CARDIAC

CATS MIX FEEDING GUIDELINES



24H		MIX: EARLY RENAL CAT DRY + EARLY RENAL CAT THIN SLICES IN GRAVY			85g POUCH
CAT'S WEIGHT (kg)	POUCH	BODY CONDITION			
		THIN	NORMAL	OVERWEIGHT	
		DRY (g)	DRY (g)	DRY (g)	
2	1/2+	28	22	15	
2.5	1+	24	16	8	
3	1+	30	21	12	
3.5	1+	36	26	17	
4	1+	42	31	20	
4.5	1+	48	36	24	
5	1+	54	41	28	
5.5	1+	59	45	32	
6	1+	64	50	35	
6.5	1+	69	54	38	
7	1+	74	58	42	
7.5	1+	79	62	45	
8	1+	84	66	48	
8.5	1+	89	70	51	
9	1+	93	74	54	
9.5	1+	98	78	58	
10	1+	102	82	61	

One pouch is equivalent to 22 g of Early Renal dry product.



24H		MIX: RENAL CAT DRY*+ RENAL CAT LOAF			85g POUCH
CAT'S WEIGHT (kg)	POUCH	BODY CONDITION			
		THIN	NORMAL	OVERWEIGHT	
		DRY (g)	DRY (g)	DRY (g)	
2	1/2+	27	21	14	
2.5	1/2+	34	26	19	
3	1+	28	20	11	
3.5	1+	34	25	15	
4	1+	40	30	19	
4.5	1+	46	34	23	
5	1+	51	39	26	
5.5	1+	56	43	30	
6	1+	61	47	33	
6.5	1+	66	51	36	
7	1+	71	55	40	
7.5	1+	76	59	43	
8	1+	81	63	46	
8.5	1+	85	67	49	
9	1+	90	71	52	
9.5	1+	94	75	55	
10	1+	98	78	58	

One pouch is equivalent to 22 g of Early Renal dry product.



24H		MIX: RENAL CAT DRY*+ RENAL WITH CHICKEN CAT THIN SLICES IN GRAVY			85g POUCH
CAT'S WEIGHT (kg)	POUCH	BODY CONDITION			
		THIN	NORMAL	OVERWEIGHT	
		DRY (g)	DRY (g)	DRY (g)	
2	1/2+	25	19	12	
2.5	1/2+	32	24	17	
3	1+	24	16	7	
3.5	1+	30	21	11	
4	1+	36	25	15	
4.5	1+	42	30	19	
5	1+	47	35	22	
5.5	1+	52	39	26	
6	1+	57	43	29	
6.5	1+	62	47	32	
7	1+	67	51	36	
7.5	1+	72	55	39	
8	1+	77	59	42	
8.5	1+	81	63	45	
9	1+	86	67	48	
9.5	1+	90	71	51	
10	1+	94	74	54	






24H		MIX: RENAL CAT DRY*+ RENAL WITH BEEF CAT THIN SLICES IN GRAVY			85g POUCH
CAT'S WEIGHT (kg)	POUCH	BODY CONDITION			
		THIN	NORMAL	OVERWEIGHT	
		DRY (g)	DRY (g)	DRY (g)	
2	1/2+	27	21	14	
2.5	1/2+	34	26	19	
3	1+	28	20	11	
3.5	1+	34	25	15	
4	1+	40	30	19	
4.5	1+	46	34	23	
5	1+	51	39	26	
5.5	1+	56	43	30	
6	1+	61	47	33	
6.5	1+	66	51	36	
7	1+	71	55	40	
7.5	1+	76	59	43	
8	1+	81	63	46	
8.5	1+	85	67	49	
9	1+	90	71	52	
9.5	1+	94	75	55	
10	1+	98	78	58	





MIX: RENAL CAT DRY*+
RENAL WITH FISH CAT THIN SLICES IN GRAVY

85g POUCH

CAT'S WEIGHT (kg)	POUCH	BODY CONDITION		
				
		THIN	NORMAL	OVERWEIGHT
		DRY (g)	DRY (g)	DRY (g)
2	1/2+	28	21	15
2.5	1/2+	34	27	19
3	1+	30	21	13
3.5	1+	36	26	17
4	1+	42	31	20
4.5	1+	47	36	24
5	1+	52	40	28
5.5	1+	58	45	31
6	1+	63	49	35
6.5	1+	68	53	38
7	1+	73	57	41
7.5	1+	77	61	44
8	1+	82	65	47
8.5	1+	87	69	50
9	1+	91	72	53
9.5	1+	96	76	56
10	1+	100	80	59

* All **RENAL** cat dry diets can be considered (the metabolisable energy levels of the three diets **RENAL**, **RENAL SPECIAL** and **RENAL SELECT** are similar). Calculations here are based on **RENAL** metabolisable energy. Calculations here can be used for **RENAL SPECIAL**. Up to a 5% g/day kibble reduction may be required for **RENAL SELECT**.



KIDNEY DISEASE

CKD IRIS
STAGE 1
WITHOUT
PROTEINURIA

No tube-feeding

SINGLE CONDITION

Different aromatic profiles and textures
to suit each animal's preference

Adapted kibble size for
dogs under 10 kg

EARLY RENAL

RENAL

RENAL

SMALL DOGS
S

RENAL SPECIAL

RENAL SELECT



Thin slices
in gravy



Thin slices
in gravy



Loaf



Loaf



CKD IRIS
STAGES 2 TO 4
AND / OR
PROTEINURIA

Tube-feeding

RENAL
LIQUID



Renal liquid

MULTIPLE
CONDITIONS

Nutrient
intolerance

Mobility
issues

RENAL
+
HYPOALLERGENIC



RENAL
+
MOBILITY

NEW



MOBILITY SUPPORT



SATIETY
+
MOBILITY

NEW



CARDIAC



Loaf



EARLY RENAL



Available in
2, 7 and
14 kg bags

RECOMMENDED DAILY INTAKE & FEEDING DURATION

ADULT DOG	DOG'S WEIGHT (kg)	BODY CONDITION		
		THIN	NORMAL	OVERWEIGHT
		grams	grams	grams
	2	53	47	40
	4	90	79	68
	6	121	107	92
	8	151	133	114
	10	178	157	135
	15	241	212	183
	20	299	263	228
	25	354	311	269
	30	406	357	308
	35	455	401	346
	40	503	443	383
	45	550	484	418
	50	595	524	452
	55	639	563	486
	60	682	601	519
	70	766	674	582
	80	847	745	644

*Early Renal diet is recommended for dogs in the early stages of CKD, without proteinuria (IRIS stage 1). If proteinuria is present or they are in IRIS stage 2-4, then Renal diet is indicated.

KIDNEY DISORDERS

RECOMMENDED FOR CASES OF

- Early Chronic Kidney Disease without proteinuria (IRIS stage 1*)

NOT RECOMMENDED IN CASE OF

- Growth, gestation/lactation
- Pancreatitis



EARLY RENAL SUPPORT

Formulated with moderate phosphorus, EPA+DHA and antioxidant complex to support the kidneys in the early stages of chronic renal insufficiency.



EPA+DHA

EPA+DHA are long chain omega-3 fatty acids that help support renal function.



ANTIOXIDANT COMPLEX

Enriched with a blend of antioxidants to help neutralise free radicals.

KEY VALUES	Per 1000Kcal	Per 100g as fed
Moisture	24.06g	9.50g
Protein	56.98g	22.50g
Fat Content	40.52g	16.00g
Crude Fibre	3.80g	1.50g
Ash	12.91g	5.10g
Carbohydrate (NFE)	114.97g	45.40g
Dietary Fibre	17.98g	7.10g
Omega-6	7.39g	2.92g
Omega-3	2.18g	0.86g
EPA + DHA	1.27g	0.50g
Calcium	2.03g	0.80g
Phosphorus	1.27g	0.50g
Sodium	0.89g	0.35g
Potassium	1.52g	0.60g
Magnesium	0.41g	0.16g
Vitamin D	253.23 IU	100.00 IU
Metabolisable energy**		394.90 Kcal

**Calculated according to NRC 2006 CF.
Essential Fatty acid: 2.66 %.

COMPOSITION

Maize, dehydrated poultry protein, wheat flour, rice, wheat, animal fats, maize gluten, hydrolysed animal proteins, beet pulp, wheat gluten***, fish oil, minerals, soya oil, sodium butyrate, fructo-oligosaccharides, marigold marigold meal. Protein sources: dehydrated poultry protein (15.4%), maize gluten (5%), hydrolysed poultry proteins (4.4%), wheat gluten (2%)..

***L.I.P.: protein selected for its very high digestibility.

ADDITIVES (KG)****

Nutritional additives: Vitamin A: 15500 IU, Vitamin D3: 1000 IU, Iron [3b103]: 58mg, Iodine [3b201, 3b202]: 4.8mg, Copper [3b405, 3b406]: 12mg, Manganese [3b502, 3b504]: 60mg, Zinc [3b603, 3b605, 3b606]: 136mg, Selenium [3b801, 3b811, 3b812]: 0.14mg - Technological additives: Clinoptilolite of sedimentary origin: 5g - Preservatives - Antioxidants.

****Values reflect only levels added to the formula, not those naturally occurring in components of the diet.



EARLY RENAL



THIN SLICES IN GRAVY

Available in box
of 12 pouches
of 100g

RECOMMENDED DAILY INTAKE & FEEDING DURATION

ADULT DOG	DOG'S WEIGHT (kg)	BODY CONDITION					
		THIN		NORMAL		OVERWEIGHT	
		grams	pouch	grams	pouch	grams	pouch
	2	212	2	186	2	161	1 + 1/2
	4	356	3 + 1/2	314	3	271	2 + 1/2
	6	483	5	425	4 + 1/2	367	3 + 1/2
	8	599	6	527	5 + 1/2	456	4 + 1/2
	10	709	7	624	6	539	5 + 1/2
	15	960	9 + 1/2	845	8 + 1/2	730	7 + 1/2
	20	1192	12	1049	10 + 1/2	906	9
	25	1409	141	240	12 + 1/2	1071	10 + 1/2
	30	1615	16	1421	14	1228	12 + 1/2
	35	1813	18	1596	16	1378	14
	40	2004	20	1764	17 + 1/2	1523	15
	45	2189	22	1927	19 + 1/2	1664	16 + 1/2
	50	2369	23 + 1/2	2085	21	1801	18
	55	2545	25 + 1/2	2240	22 + 1/2	1934	19 + 1/2
	60	2717	27	2391	24	2065	20 + 1/2
	70	3049	30 + 1/2	2684	27	2318	23
	80	3371	33 + 1/2	2966	29 + 1/2	2562	25 + 1/2

*Early Renal diet is recommended for dogs in the early stages of CKD, without proteinuria (IRIS stage 1). If proteinuria is present or they are in IRIS stage 2-4, then Renal diet is indicated.

One pouch is equivalent to 24 g of Early Renal dry product.

KIDNEY DISORDERS

RECOMMENDED FOR CASES OF

- Early Chronic Kidney Disease without proteinuria (IRIS stage 1*)

NOT RECOMMENDED IN CASE OF

- Growth, gestation/lactation
- Pancreatitis



EARLY RENAL SUPPORT

Formulated with moderate phosphorus, EPA+DHA and antioxidant complex to support the kidneys in the early stages of chronic renal insufficiency.



EPA+DHA

EPA+DHA are long chain omega-3 fatty acids that help support renal function.



ANTIOXIDANT COMPLEX

Enriched with a blend of antioxidants to help neutralise free radicals.

KEY VALUES	Per 1000Kcal	Per 100g as fed
Moisture	838.57g	80.00g
Protein	57.65g	5.50g
Fat Content	62.89g	6.00g
Crude Fibre	7.34g	0.70g
Crude ash	13.63g	1.30g
Carbohydrate (NFE)	68.13g	6.50g
Dietary Fibre	15.72g	1.50g
Omega-6	12.58g	1.20g
Omega-3	2.10g	0.20g
EPA + DHA	1.05g	0.10g
Calcium	1.78g	0.17g
Phosphorus	1.36g	0.13g
Sodium	0.94g	0.09g
Potassium	1.78g	0.17g
Magnesium	0.24g	0.023g
Vitamin D	272.54 IU	26.00 IU
Metabolisable energy**		95.40 Kcal

**Calculated according to NRC 2006 CF.
Essential Fatty acid: 1.3 %.

COMPOSITION

Poultry by-products, maize flour, wheat flour, pork by-products, pork blood product, powdercellulose, corn starch mixture, dried beet pulp, minerals, sunflower oil refined, fish oil, fructo-oligosaccharides, marigold meal. Protein sources: poultry by-products (26%), pork byproducts (3%).

ADDITIVES (KG)***

Nutritional additives: Vitamin D3: 250 IU, Iron [3b103]: 9mg, Iodine [3b202]: 0.34mg, Copper [3b405, 3b406]: 2.7mg, Manganese [3b502, 3b503, 3b504]: 2.8mg, Zinc [3b603, 3b605, 3b606]: 28mg - Technological additives: Clinoptilolite of sedimentary origin: 0.4g.

***Values reflect only levels added to the formula, not those naturally occurring in components of the diet.

Added extra * to additives



RENAL



Available in
2, 7 and
14kg bags

RECOMMENDED DAILY INTAKE & FEEDING DURATION

ADULT DOG	DOG'S WEIGHT (kg)	BODY CONDITION		
		THIN	NORMAL	OVERWEIGHT
		grams	grams	grams
	2	53	46	40
	4	89	78	67
	6	120	106	191
	8	149	131	113
	10	176	155	134
	15	239	210	182
	20	297	261	226
	25	351	309	267
	30	402	354	306
	35	451	397	343
	40	499	439	379
	45	545	480	414
	50	590	519	448
	55	634	558	482
	60	676	595	514
	65	718	632	546
	70	759	668	577
	80	839	739	638

*Renal diets are recommended for dogs in the advanced stages of CKD (IRIS stage 2-4). Early Renal may be suitable for dogs in early IRIS stage 2, under veterinary recommendation. In case of food aversion, the dog can be switched to another renal option without transition.

Renal diets may be continued for the dog's lifetime.

KIDNEY DISORDERS

RECOMMENDED FOR CASES OF

- Azotaemic Chronic Kidney Disease (IRIS stage 2 to 4)*
- Chronic Kidney Disease with proteinuria (IRIS stage 1 to 4)

NOT RECOMMENDED IN CASE OF

- Growth, gestation/lactation
- Pancreatitis



RENAL SUPPORT

Formulated with low phosphorus and moderate protein of high quality to support renal function.



ADAPTED ENERGY

Adapted energy content to reduce meal volume and help support a reduced appetite.



AROMATIC CHOICE

A specific aromatic profile with a dedicated kibble shape, to help stimulate the dogs appetite particularly in cases of food aversion.

KEY VALUES	Per 1000Kcal	Per 100g as fed
Moisture	23.85g	9.50g
Protein	35.14g	14.00g
Fat Content	45.18g	18.00g
Crude Fibre	6.02g	2.40g
Crude ash	10.04g	4.00g
Carbohydrate (NFE)	132.03g	52.60g
Dietary fibre	20.33g	8.10g
Omega-6	10.49g	4.18g
Omega-3	2.79g	1.11g
EPA + DHA	1.18g	0.47g
Calcium	1.00g	0.40g
Phosphorus	0.50g	0.20g
Sodium	0.88g	0.35g
Potassium	1.51g	0.60g
Magnesium	0.23g	0.09g
Vitamin D	251.00 IU	100.00 IU
Metabolisable energy**		398.40 Kcal

**Calculated according to NRC 2006 CF.
Essential Fatty acids: 4 %.

COMPOSITION

Rice, maize flour, animal fats, maize gluten, maize, hydrolysed animal proteins, beet pulp, wheat gluten***, minerals, fish oil, vegetable fibres, soya oil, psyllium husks and seeds, fructo-oligosaccharides, mono - and diglycerides of palmitic and stearic acids esterified with citric acid, marigold meal. Protein sources: maize gluten (8%), hydrolysed poultry proteins (4.7%), wheat gluten (2.5%)..

***L.I.P.: protein selected for its very high digestibility.

ADDITIVES (KG)***

Nutritional additives: Vitamin A: 15500 IU, Vitamin D3: 1000 IU, Iron [3b103]: 40mg, Iodine [3b201, 3b202]: 4mg, Copper [3b405, 3b406]: 12mg, Manganese [3b502, 3b504]: 52mg, Zinc [3b603, 3b605, 3b606]: 156mg, Selenium [3b801, 3b811, 3b812]: 0.05mg - Technological additives: Clinoptilolite of sedimentary origin: 5g - Preservatives - Antioxidants.

****Values reflect only levels added to the formula, not those naturally occurring in components of the diet.



RENAL

SMALL DOGS



Available in
500 g, 1.5 and
3.5 kg bags

RECOMMENDED DAILY INTAKE & FEEDING DURATION

ADULT DOG	DOG'S WEIGHT (kg)	BODY CONDITION		
		THIN	NORMAL	OVERWEIGHT
		grams	grams	grams
	2	53	46	40
	2.5	62	55	47
	3	72	63	54
	3.5	80	71	61
	4	89	78	67
	4.5	97	85	74
	5	105	92	80
	5.5	113	99	86
	6	120	106	91
	6.5	128	112	97
	7	135	119	103
	7.5	142	125	108
	8	149	131	113
	8.5	156	137	119
	9	163	143	124
	9.5	170	149	129
	10	176	155	134

*Renal diets are recommended for dogs in the advanced stages of CKD (IRIS stage 2-4). Early Renal may be suitable for dogs in early IRIS stage 2, under veterinary recommendation. In case of food aversion, the dog can be switched to another renal option without transition.

Renal diets may be continued for the dog's lifetime.

KIDNEY DISORDERS

RECOMMENDED FOR ADULT SMALL BREED DOGS (ADULT WEIGHT < 10KG) IN CASES OF

- Azotaemic Chronic Kidney Disease (IRIS stage 2 to 4)*
- Chronic Kidney Disease with proteinuria (IRIS stage 1 to 4)

NOT RECOMMENDED IN CASE OF

- Growth, gestation/lactation
- Pancreatitis



RENAL SUPPORT

Formulated with low phosphorus and moderate protein of high quality to support renal function.



ADAPTED ENERGY

Adapted energy content to reduce meal volume and help support a reduced appetite.



AROMATIC CHOICE

A specific aromatic profile with a dedicated kibble shape, to help stimulate the dogs appetite particularly in cases of food aversion.

KEY VALUES	Per 1000Kcal	Per 100g as fed
Moisture	23.85g	9.50g
Protein	35.14g	14.00g
Fat Content	45.18g	18.00g
Crude Fibre	6.02g	2.40g
Ash	10.04g	4.00g
Carbohydrate (NFE)	132.03g	52.60g
Dietary Fibre	20.33g	8.10g
Omega-6	10.49g	4.18g
Omega-3	2.79g	1.11g
EPA + DHA	1.38g	0.55g
Calcium	1.00g	0.40g
Phosphorus	0.50g	0.20g
Sodium	0.88g	0.35g
Potassium	1.51g	0.60g
Magnesium	0.23g	0.09g
Vitamin D	251.00 IU	100.00 IU
Metabolisable energy**		398.40 Kcal

**Calculated according to NRC 2006 CF.
Essential Fatty acids: 4 %.

COMPOSITION

Rice, maize flour, animal fats, maize gluten, maize, hydrolysed poultry proteins, beet pulp, wheat gluten***, minerals, fish oil, vegetable fibres, soya oil, psyllium husks and seeds, fructo-oligosaccharides, mono - and diglycerides of palmitic and stearic acids esterified with citric acid, marigold meal. Protein sources: maize gluten (8%), hydrolysed poultry proteins (4.7%), wheat gluten (2.5%).

***L.I.P.: protein selected for its very high digestibility.

ADDITIVES (KG)***

Nutritional additives: Vitamin A: 15500 IU, Vitamin D3: 1000 IU, Iron [3b103]: 40mg, Iodine [3b201, 3b202]: 4mg, Copper [3b405, 3b406]: 12mg, Manganese [3b502, 3b504]: 52mg, Zinc [3b603, 3b605, 3b606]: 156mg, Selenium [3b801, 3b811, 3b812]: 0.05mg - Technological additives: Clinoptilolite of sedimentary origin: 5g - Preservatives - Antioxidants.

****Values reflect only levels added to the formula, not those naturally occurring in components of the diet.





RENAL

RENAL



LOAF

Available in
410g can

RECOMMENDED DAILY INTAKE & FEEDING DURATION

	DOG'S WEIGHT (kg)	BODY CONDITION					
		THIN		NORMAL		OVERWEIGHT	
		grams	can	grams	can	grams	can
ADULT DOG	2	126	1/4	111	1/4	96	1/4
	4	213	2/4	187	2/4	162	2/4
	6	288	3/4	254	2/4	219	2/4
	8	358	3/4	315	3/4	272	3/4
	10	423	1	372	1	321	3/4
	15	573	1 + 2/4	504	1 + 1/4	436	1
	20	711	1 + 3/4	626	1 + 2/4	541	1 + 1/4
	25	841	2	740	1 + 3/4	639	1 + 2/4
	30	964	2 + 1/4	848	2	733	1 + 3/4
	35	1082	2 + 3/4	952	2 + 1/4	823	2
	40	1196	3	1053	2 + 2/4	909	2 + 1/4
	45	1307	3 + 1/4	1150	2 + 3/4	993	2 + 2/4
	50	1414	3 + 1/2	1244	3	1075	2 + 2/4
	55	1519	3 + 3/4	1337	3 + 1/4	1154	2 + 3/4
	60	1621	4	1427	3 + 2/4	1232	3
	70	1820	4 + 2/4	1602	4	1383	3 + 1/4
	80	2012	5	1770	4 + 1/4	1529	3 + 3/4

*Renal diets are recommended for dogs in the advanced stages of CKD (IRIS stage 2-4). Early Renal may be suitable for dogs in early IRIS stage 2, under veterinary recommendation. In case of food aversion, the dog can be switched to another renal option without transition.

Renal diets may be continued for the dog's lifetime.

One can is equivalent to 163 g of Renal dry product.

All Renal dry diets can be considered for mixed feeding, but feeding amounts will vary.

KIDNEY DISORDERS

RECOMMENDED FOR CASES OF

- Azotaemic Chronic Kidney Disease (IRIS stage 2 to 4)*
- Chronic Kidney Disease with proteinuria (IRIS stage 1 to 4)

NOT RECOMMENDED IN CASE OF

- Growth, gestation/lactation
- Pancreatitis



RENAL SUPPORT

Formulated with low phosphorus and moderate protein of high quality to support renal function.



ADAPTED ENERGY

Adapted energy content to reduce meal volume and help support a reduced appetite.



AROMATIC CHOICE

A specific aromatic profile with a dedicated texture to help stimulate the dog's appetite, particularly in cases of food aversion.

KEY VALUES	Per 1000Kcal	Per 100g as fed
Moisture	416.14g	66.00g
Protein	34.05g	5.40g
Fat Content	56.75g	9.00g
Crude Fibre	6.31g	1.00g
Ash	10.72g	1.70g
Carbohydrate [NFE]	106.56g	16.90g
Dietary Fibre	12.61g	2.00g
Omega-6	18.92g	3.00g
Omega-3	2.14g	0.34g
EPA + DHA	1.39g	0.22g
Calcium	1.07g	0.17g
Phosphorus	0.69g	0.11g
Sodium	1.07g	0.17g
Potassium	1.77g	0.28g
Magnesium	0.22g	0.04g
Vitamin D	239.60 IU	38.00 IU

Metabolisable energy* 158.60 Kcal

**Calculated according to NRC 2006 CF.

Essential Fatty acid: 2.9 %.

COMPOSITION

Poultry by-products, rice, pork by-products, maize flour, sunflower oil refined, minerals, rice flour, powdercellulose, fish oil, dried beet pulp, fructo-oligosaccharides, marigold meal. Protein sources: poultry by-products (15.6%), pork by-products (13%).

ADDITIVES (KG)**

Nutritional additives: Vitamin D3: 430 IU, Iron (3b103): 13mg, Iodine (3b202): 0.5mg, Copper (3b405, 3b406): 4.1mg, Manganese (3b502, 3b503, 3b504): 3.9mg, Zinc (3b603, 3b605, 3b606): 39mg - Technological additives: Clinoptilolite of sedimentary origin: 0.4g.

**Values reflect only levels added to the formula, not those naturally occurring in components of the diet.



RENAL



THIN SLICES IN GRAVY

Available in box of 12 pouches of 100g

RECOMMENDED DAILY INTAKE & FEEDING DURATION

	DOG'S WEIGHT (kg)	BODY CONDITION					
		THIN		NORMAL		OVERWEIGHT	
		grams	pouch	grams	pouch	grams	pouch
ADULT DOG	2	210	2	185	2	159	1 + 1/2
	4	353	3 + 1/2	311	3	268	2 + 1/2
	6	478	5	421	4	363	3 + 1/2
	8	593	6	522	5	451	4 + 1/2
	10	702	7	617	6	533	5 + 1/2
	15	951	9 + 1/2	837	8 + 1/2	723	7
	20	1180	12	1038	10 + 1/2	897	9
	25	1395	14	1227	12 + 1/2	1060	10 + 1/2
	30	1599	16	1407	14	1215	12
	35	1795	18	1580	16	1364	13 + 1/2
	40	1984	20	1746	17 + 1/2	1508	15
	45	2167	21 + 1/2	1907	19	1647	16 + 1/2
	50	2346	23 + 1/2	2064	20 + 1/2	1783	18
	55	2519	25	2217	22	1915	19
	60	2689	27	2367	23 + 1/2	2044	20 + 1/2
	70	3019	30	2657	26 + 1/2	2294	23
	80	3337	33 + 1/2	2937	29 + 1/2	2536	25 + 1/2

*Renal diets are recommended for dogs in the advanced stages of CKD (IRIS stage 2-4). Early Renal may be suitable for dogs in IRIS early stage 2, under veterinary recommendation. In case of food aversion, the dog can be switched to another renal option without transition. Renal diets may be continued for the dog's lifetime.

One pouch is equivalent to 24 g of Renal Small Dog dry product.

All Renal dry diets can be considered for mixed feeding, but feeding amounts will vary.

KIDNEY DISORDERS

RECOMMENDED FOR CASES OF

- Azotaemic Chronic Kidney Disease (IRIS stage 2 to 4)*
- Chronic Kidney Disease with proteinuria (IRIS stage 1 to 4)

NOT RECOMMENDED IN CASE OF

- Growth, gestation/lactation
- Pancreatitis



RENAL SUPPORT

Formulated with low phosphorus and moderate protein of high quality to support renal function.



EASY TO MIX

In the case of mixed feeding, the texture of thin slices in gravy eases the blend with ROYAL CANIN® RENAL dry range diets for dogs.



AROMATIC CHOICE

A specific aromatic profile with a dedicated texture to help stimulate the dog's appetite, particularly in cases of food aversion.

KEY VALUES	Per 1000Kcal	Per 100g as fed
Moisture	834.20g	80.00g
Protein	38.58g	3.70g
Fat Content	62.57g	6.00g
Crude Fibre	6.26g	0.60g
Ash	12.51g	1.20g
Carbohydrate [NFE]	88.63g	8.50g
Dietary Fibre	13.03g	1.25g
Omega-6	16.68g	1.60g
Omega-3	1.67g	0.16g
EPA + DHA	0.94g	0.09g
Calcium	1.56g	0.15g
Phosphorus	0.83g	0.08g
Sodium	0.94g	0.09g
Potassium	1.77g	0.17g
Magnesium	0.24g	0.023g
Vitamin D	271.12 IU	26.00 IU
Vitamin E	208.55 IU	20.00 IU
Metabolisable energy**		95.90 Kcal

**Calculated according to NRC 2006 CF.

Essential Fatty acid: 2.9 %.

COMPOSITION

Poultry by-products, corn starch mixture, beef by-products, pork by-products, maize flour, sunflower oil refined, minerals, powdercellulose, pork blood products, dried beet pulp, fish oil, fructo-oligo-saccharides, marigold meal. Protein sources: poultry by-products (16%), beef by-products (3.3%), pork by-products (3.1%).

ADDITIVES (KG)**

Nutritional additives: Vitamin D3: 250 IU, Iron (3b103): 10mg, Iodine (3b202): 0.3mg, Copper (3b405, 3b406): 2.6mg, Manganese (3b502, 3b503, 3b504): 3mg, Zinc (3b603, 3b605, 3b606): 30mg - Technological additives: Clinoptilolite of sedimentary origin: 0.4g.

**Values reflect only levels added to the formula, not those naturally occurring in components of the diet.



RENAL



RENAL SPECIAL



Available in
2 and
10 kg bags

RECOMMENDED DAILY INTAKE & FEEDING DURATION

ADULT DOG	DOG'S WEIGHT (kg)	BODY CONDITION		
		THIN	NORMAL	OVERWEIGHT
		grams	grams	grams
	2	54	48	41
	4	91	80	69
	6	124	109	94
	8	154	135	117
	10	182	160	138
	15	246	217	18
	20	305	269	232
	25	361	318	274
	30	414	364	315
	35	465	409	353
	40	514	452	390
	45	561	494	427
	50	607	534	462
	55	652	574	496
	60	696	613	529
	70	782	688	594
	80	864	760	657

*Renal diets are recommended for dogs in the advanced stages of CKD (IRIS stage 2-4). Early Renal may be suitable for dogs in early IRIS stage 2, under veterinary recommendation. In case of food aversion, the dog can be switched to another renal option without transition.

Renal diets may be continued for the dog's lifetime.

KIDNEY DISORDERS

RECOMMENDED FOR CASES OF

- Azotaemic Chronic Kidney Disease (IRIS stage 2 to 4)*
- Chronic Kidney Disease with proteinuria (IRIS stage 1 to 4)

NOT RECOMMENDED IN CASE OF

- Growth, gestation/lactation
- Pancreatitis



RENAL SUPPORT

Formulated with low phosphorus and moderate protein of high quality to support renal function.



ADAPTED ENERGY

Adapted energy content to reduce meal volume and help support a reduced appetite.



AROMATIC CHOICE

A specific aromatic profile with a dedicated kibble shape, to help stimulate the dogs appetite particularly in cases of food aversion.

KEY VALUES	Per 1000Kcal	Per 100g as fed
Moisture	24.55g	9.50g
Protein	33.59g	13.00g
Fat Content	41.34g	16.00g
Crude Fibre	6.20g	2.40g
Ash	11.63g	4.50g
Carbohydrate [NFE]	141.34g	54.70g
Dietary Fibre	20.67g	8.00g
Omega-6	9.20g	3.56g
Omega-3	2.71g	1.05g
EPA + DHA	1.21g	0.47g
Calcium	1.55g	0.60g
Phosphorus	0.78g	0.30g
Sodium	0.90g	0.35g
Potassium	1.55g	0.60g
Magnesium	0.26g	0.10g
Vitamin D	258.40 IU	100.00 IU
Metabolisable energy**		387.00 Kcal

**Calculated according to NRC 2006 CF.
Essential Fatty acid: 2.9 %.

COMPOSITION

Rice, maize flour, animal fats, maize, dehydrated poultry protein, hydrolysed poultry proteins, beet pulp, wheat gluten***, minerals, fish oil, vegetable fibres, soya oil, sodium butyrate, psyllium husks and seeds, fructo-oligosaccharides, mono - and diglycerides of palmitic and stearic acids esterified with citric acid, marigold meal. Protein sources: dehydrated poultry protein (6%), hydrolysed poultry proteins (4.7%), wheat gluten (2.5%).

***L.P.: protein selected for its very high digestibility.

ADDITIVES (KG)***

Nutritional additives: Vitamin A: 15500 IU, Vitamin D3: 1000 IU, Iron [3b103]: 40mg, Iodine [3b201, 3b202]: 4 mg, Copper [3b405, 3b406]: 12mg, Manganese [3b502, 3b504]: 52mg, Zinc [3b603, 3b605, 3b606]: 152mg, Selenium [3b801, 3b811, 3b812]: 0.05mg - Technological additives: Clinoptilolite of sedimentary origin: 5g - Preservatives - Antioxidants.

***Values reflect only levels added to the formula, not those naturally occurring in components of the diet.



RENAL SPECIAL



LOAF

Available in
410g can

RECOMMENDED DAILY INTAKE & FEEDING DURATION

ADULT DOG	DOG'S WEIGHT (kg)	BODY CONDITION					
		THIN		NORMAL		OVERWEIGHT	
		grams	can	grams	can	grams	can
	2	125	1/4	110	1/4	95	1/4
	4	210	2/4	185	2/4	160	2/4
	6	285	3/4	251	2/4	217	2/4
	8	354	3/4	311	3/4	269	3/4
	10	418	1	368	1	318	3/4
	15	566	1 + 2/4	498	1 + 1/4	430	1
	20	703	1 + 3/4	618	1 + 2/4	534	1 + 1/4
	25	831	2	731	1 + 3/4	631	1 + 2/4
	30	953	2 + 1/4	838	2	724	1 + 3/4
	35	1069	2 + 2/4	941	2 + 1/4	813	2
	40	1182	3	1040	2 + 2/4	898	2 + 1/4
	45	1291	3 + 1/4	1136	2 + 3/4	981	2 + 2/4
	50	1397	3 + 2/4	1230	3	1062	2 + 2/4
	55	1501	3 + 3/4	1321	3 + 1/4	1141	2 + 3/4
	60	1602	4	1410	3 + 2/4	1218	3
	70	1798	4 + 2/4	1583	3 + 3/4	1367	3 + 1/4
	80	1988	4 + 3/4	1749	4 + 1/4	1511	3 + 3/4

*Renal diets are recommended for dogs in the advanced stages of CKD (IRIS stage 2-4). Early Renal may be suitable for dogs in early IRIS stage 2, under veterinary recommendation. In case of food aversion, the dog can be switched to another renal option without transition.

Renal diets may be continued for the dog's lifetime.

One can is equivalent to 170 g of Renal Special dry product.

All Renal dry diets can be considered for mixed feeding, but feeding amounts will vary.

KIDNEY DISORDERS

RECOMMENDED FOR CASES OF

- Azotaemic Chronic Kidney Disease (IRIS stage 2 to 4)*
- Chronic Kidney Disease with proteinuria (IRIS stage 1 to 4)

NOT RECOMMENDED IN CASE OF

- Growth, gestation/lactation
- Pancreatitis



RENAL SUPPORT

Formulated with low phosphorus and moderate protein of high quality to support renal function.



ADAPTED ENERGY

Adapted energy content to reduce meal volume and help support a reduced appetite.



AROMATIC CHOICE

A specific aromatic profile with a dedicated texture to help stimulate the dog's appetite, particularly in cases of food aversion.

KEY VALUES	Per 1000Kcal	Per 100g as fed
Moisture	405.49g	65.00g
Protein	37.43g	6.00g
Fat Content	56.14g	9.00g
Crude Fibre	7.49g	1.20g
Ash	11.85g	1.90g
Carbohydrate [NFE]	105.43g	16.90g
Dietary Fibre	14.35g	2.30g
Omega-6	16.84g	2.70g
Omega-3	2.81g	0.45g
EPA + DHA	1.62g	0.26g
Calcium	1.56g	0.25g
Phosphorus	0.81g	0.13g
Sodium	0.94g	0.15g
Potassium	1.81g	0.29g
Magnesium	0.23g	0.037g
Vitamin D	330.63 IU	53.00 IU
Vitamin E	274.49 IU	44.00 IU
Metabolisable energy**		160.30 Kcal

**Calculated according to NRC 2006 CF.
Essential Fatty acid: 2.9 %.

COMPOSITION

Poultry by-products, rice, pork by-products, salmon, sunflower oil refined, powdercellulose, minerals, rice flour, fish oil, dried beet pulp, fructo-oligosaccharides, marigold meal. Protein sources: poultry by-products (19%), pork by-products (8.3%), salmon (4.6%).

ADDITIVES (KG)***

Nutritional additives: Vitamin D3: 440 IU, Iron [3b103]: 13mg, Iodine [3b202]: 0.4mg, Copper [3b405, 3b406]: 3.6mg, Manganese [3b502, 3b503, 3b504]: 4.1mg, Zinc [3b603, 3b605, 3b606]: 41mg - Technological additives: Clinoptilolite of sedimentary origin: 0.4g.

***Values reflect only levels added to the formula, not those naturally occurring in components of the diet.





RENAL SELECT



Available in
2 and
10 kg bags

RECOMMENDED DAILY INTAKE & FEEDING DURATION

ADULT DOG	DOG'S WEIGHT (kg)	BODY CONDITION		
		THIN	NORMAL	OVERWEIGHT
		grams	grams	grams
	2	53	47	40
	4	89	78	68
	6	121	106	92
	8	150	132	114
	10	177	156	135
	15	240	212	183
	20	298	262	227
	25	353	310	268
	30	404	356	307
	35	454	399	345
	40	502	441	381
	45	548	482	416
	50	593	522	451
	55	637	560	484
	60	680	598	517
	65	722	635	549
	70	763	672	580
	75	804	707	611
	80	844	742	641

*Renal diets are recommended for dogs in the advanced stages of CKD (IRIS stage 2-4). Early Renal may be suitable for dogs in early IRIS stage 2, under veterinary recommendation. In case of food aversion, the dog can be switched to another renal option without transition.

Renal diets may be continued for the dog's lifetime.



EASY TO REHYDRATE

RENAL SELECT can be rehydrated if needed. Add twice the amount of water at 60°C to the food. Allow to rest for 20 minutes before feeding.

KIDNEY DISORDERS

RECOMMENDED FOR CASES OF

- Azotaemic Chronic Kidney Disease (IRIS stage 2 to 4)*
- Chronic Kidney Disease with proteinuria (IRIS stage 1 to 4)

NOT RECOMMENDED IN CASE OF

- Growth, gestation/lactation
- Pancreatitis



RENAL SUPPORT

Formulated with low phosphorus and moderate protein of high quality to support renal function.



ADAPTED ENERGY

Adapted energy content to reduce meal volume and help support a reduced appetite.



AROMATIC CHOICE

A specific aromatic profile with a dedicated kibble shape, to help stimulate the dogs appetite particularly in cases of food

KEY VALUES	Per 1000Kcal	Per 100g as fed
Moisture	23.97g	9.50g
Protein	31.53g	12.50g
Fat Content	45.41g	18.00g
Crude Fibre	6.05g	2.40g
Ash	11.10g	4.40g
Carbohydrate (NFE)	135.47g	53.70g
Dietary Fibre	20.43g	8.10g
Omega-6	10.32g	4.09g
Omega-3	2.80g	1.11g
EPA + DHA	1.19g	0.47g
Calcium	1.51g	0.60g
Phosphorus	0.76g	0.30g
Sodium	0.88g	0.35g
Potassium	1.51g	0.60g
Magnesium	0.25g	0.10g
Vitamin D	252.27 IU	100.00 IU
Metabolisable energy**		396.40 Kcal

**Calculated according to NRC 2006 CF. Essential Fatty acid: 3.87%.

COMPOSITION

Rice, maize flour, animal fats, maize, dehydrated poultry protein, hydrolysed poultry proteins, beet pulp, wheat gluten***, fish oil, minerals, vegetable fibres, soya oil, psyllium husks and seeds, fructo-oligosaccharides, mono- and diglycerides of palmitic and stearic acids esterified with citric acid, marigold meal. Protein sources: dehydrated poultry protein (5.4%), hydrolysed poultry proteins (4.7%), wheat gluten (2.4%).

***L.I.P.: protein selected for its very high digestibility.

ADDITIVES (KG)****

Nutritional additives: Vitamin A: 15500 IU, Vitamin D3: 1000 IU, Iron (3b103): 46mg, Iodine (3b201, 3b202): 4.6mg, Copper (3b405, 3b406): 14mg, Manganese (3b502, 3b504): 60mg, Zinc (3b603, 3b605, 3b606): 152mg, Selenium (3b801, 3b811, 3b812): 0.06mg - Technological additives: Clinoptilolite of sedimentary origin: 5g - Preservatives - Antioxidants.

****Values reflect only levels added to the formula, not those naturally occurring in components of the diet.



RENAL LIQUID



Available in pack of
3 x 200ml bottles



RECOMMENDED DAILY INTAKE & FEEDING DURATION

ADULT DOG	ENERGY LEVEL: CONVALESCING DOG CONFINED IN A CAGE		
	DOG'S WEIGHT (kg)	mL/Day	Bottle/Day
	2	80	1/2
	3	105	1/2
	4	130	3/4
	5	155	3/4
	6	180	1
	7	200	1
	8	220	1
	9	240	1 + 1/4
	10	260	1 + 1/4
	15	355	1 + 3/4
	20	440	2 + 1/4
	25	520	2 + 1/2
	30	595	3
	35	670	3 + 1/4
	40	740	3 + 3/4
	50	875	4 + 1/2
	60	1005	5
	70	1125	5 + 3/4
	80	1245	6 + 1/4

DOGS CONFINED IN A CAGE. It is advised to meet the Resting Energy Requirements (R.E.R.) according to the formula: $RER (in kcal/day) = 70 \times (body weight in kg)^{0.75}$. The amount of food should be re-evaluated according to the clinical evolution of the pet.

In case of anorexia, a **refeeding schedule** is strongly recommended:

• **If anorexia < 3 days:** plan to meet the requirements in 3 days. Day 1: 1/3 of requirements, day 2: 2/3 of requirements, day 3: Full requirements.

• **If anorexia > 3 days:** plan to meet the requirements in 5 days. Day 1: 1/4 of requirements, day 2: 1/2 of requirements, day 3: 2/3 of requirements, day 4: 3/4 of requirements, day 5: Full requirements.

It is recommended to divide the daily intake into several small meals. **ROYAL CANIN® RENAL LIQUID** is a complete dietetic feed for dogs formulated for the support of renal function in case of chronic or temporary renal insufficiency. High quality proteins and restricted level of phosphorus. **RECOMMENDATIONS:** your advice as a veterinarian is necessary before use and before extending the period of use of this diet.

For the support of renal function, in case of temporary renal insufficiency feed this diet for 2 to 4 weeks and in case of chronic renal insufficiency, feed this diet initially up to 6 months before recheck

KIDNEY DISEASE

RECOMMENDED FOR TUBE-FEEDING IN CASES OF

- Re-feeding after a period of anorexia
- Acute Kidney Injury (AKI)
- Chronic Kidney Disease
- Hepatic encephalopathy

NOT RECOMMENDED IN CASES OF

- Growth, gestation/lactation
- Pancreatitis or history of pancreatitis
- Hyperlipidaemia



RENAL DIETARY MANAGEMENT

Formulated with low phosphorus and moderate level of high-quality proteins to support renal function.



HIGH ENERGY (1.5 Kcal/ml)

High energy density that provides daily energy requirements in a reduced feeding volume.



COMPLETE NUTRITION

Complete and balanced liquid diet to support dogs with kidney disease requiring assisted enteral nutrition.



EASY TUBE FEEDING

Liquid formula with adapted viscosity for an easy use whatever the tube size.



SPECIAL CAP - EASY TO FILL

Cap designed for easy filling, with one hole for standard-tip syringes (the smaller) and another for catheter-tip syringes.

KEY VALUES	Per 1000Kcal	Per 100ml as fed
Moisture	535.14 g	79.20 g
Protein	33.78 g	5 g
Fat content	54.05 g	8 g
Crude fibre	0 g	0 g
Ash	6.76 g	1 g
Carbohydrate (NFE)	94.59 g	14 g
Dietary fibre	0 g	0 g
Omega-6 fatty acids	16.22 g	2.40 g
Omega-3 fatty acids	4.26 g	0.63 g
EPA + DHA	1.15 g	0.17 g
Calcium	1.01 g	0.15 g
Phosphorus	0.74 g	0.11 g
Sodium	0.88 g	0.13 g
Magnesium	0.20 g	0.03 g
Potassium	1.15 g	0.17 g
Vitamin D	148.65 IU	22 IU
Vitamin E	155.41 mg	23 mg
Vitamin C	101.35 mg	15 mg
Taurine	0.41 g	0.06 g
Metabolisable energy		* 148.0 kcal

*Calculated according to FEDIAF equation for diets for enteral nutrition. Essential fatty acid (linoleic acid): 2.2 g/100 mL

COMPOSITION

Milk low lactose**, maltodextrin, vegetable oils, minerals, calcium caseinate**, fish oil, mono & diglyceride of fatty acids.

**Protein sources: 37 g per 100 mL

ADDITIVES (per 100ml)***

Vitamin A: 666 IU, Vitamin D3: 22 IU, Vitamin C: 15 mg, Vitamin E: 23 mg, Taurine: 60 mg, Iron (3b104): 4 mg, Iodine (3b201): 0.1 mg, Copper (3b405): 0.4 mg, Manganese (3b503): 0.3 mg, Zinc (3b604): 6.3 mg, Selenium (3b801): 0.013 mg - Technological additives: Preservatives

***Values reflect only levels added to the formula, not those naturally occurring in components of the diet.





MOBILITY SUPPORT



Available in
2, 7 and
12 kg bags

RECOMMENDED DAILY INTAKE & FEEDING DURATION

ADULT DOG	DOG'S WEIGHT (kg)	BODY CONDITION		
		THIN	NORMAL	OVERWEIGHT
		grams	grams	grams
	2	51	44	37
	4	85	74	62
	6	116	100	84
	8	144	124	105
	10	170	47	124
	15	230	199	167
	20	286	247	208
	25	338	292	246
	30	387	334	282
	35	435	375	316
	40	481	415	349
	45	525	453	382
	50	568	491	413
	55	610	527	444
	60	651	562	474
	70	731	631	532
	80	808	698	588

Mobility Support diet may be continued for the dog's lifetime and it is recommended to divide the daily ration into two meals.

SUPPORT HEALTHY JOINT FUNCTION

RECOMMENDED FOR

- Supporting healthy joint function
- Supporting joints after orthopaedic surgery

NOT RECOMMENDED IN CASE OF

- Growth, gestation/lactation



JOINT COMPLEX

New Zealand Green Lipped Mussel extract to help maintain healthy joints.



OMEGA-3

Enriched with omega-3 fatty acids to help maintain healthy joints.



MODERATE CALORIE

Joints are under stress when dogs are overweight. Moderate calorie content to support joint health by maintaining an ideal body weight.

KEY VALUES	Per 1000Kcal	Per 100g as fed
Moisture	26.09g	9.50g
Protein	68.66g	25.00g
Fat Content	32.68g	11.90g
Crude Fibre	8.24g	3.00g
Ash	15.38g	5.60g
Carbohydrate (NFE)	123.59g	45.00g
Dietary fibre	21.70g	7.90g
Omega-6	6.15g	2.24g
Omega-3	2.55g	0.93g
Linoleic acid	5.58g	2.03g
EPA + DHA	1.65g	0.60g
Glucosamine + Chondroitin	274.65mg	100mg
Calcium	2.58g	0.94g
Phosphorus	1.43g	0.52g
Sodium	0.69g	0.25g
Magnesium	0.25g	0.09g
Taurine	0.30g	0.11g
Vitamin C	71.41mg	26mg
Vitamin E	142.82 IU	52 IU
Metabolisable energy**		364.1 Kcal

**Calculated according to NRC 2006 CF.

COMPOSITION


Rice, maize flour, dehydrated poultry protein, maize, maize gluten, hydrolysed animal proteins, animal fats, beet pulp, vegetable fibres, fish oil, minerals, wheat gluten*, soy oil, New Zealand greenlipped mussel extract (GLM) (0.30%), glucosamine from fermentation (0.10%), marigold meal, hydrolysed cartilage (source of chondroitin) (0.001%).

*L.I.P.: protein selected for its very high digestibility.

ADDITIVES (KG)**

Nutritional additives: Vitamin A: 22000 IU, Vitamin D3: 1025 IU, Iron [3b103]: 41mg, Iodine [3b201, 3b202]: 4.1mg, Copper [3b405, 3b406]: 13mg, Manganese [3b502, 3b504]: 53 mg, Zinc [3b603, 3b605, 3b606]: 138mg, Selenium [3b801, 3b811, 3b812]: 0.09mg - Technological additives: Clinoptilolite of sedimentary origin: 5g - Preservatives - Antioxidants.

**Values reflect only levels added to the formula, not those naturally occurring in components of the diet.



SATIETY + MOBILITY



Available in 1.5 kg, 3.5 kg, 9 kg bags

RECOMMENDED DAILY INTAKE & FEEDING DURATION

ADULT DOG	IDEAL WEIGHT (kg)	STAGE			
		WEIGHT LOSS		MAINTENANCE AFTER WEIGHT LOSS	
		grams	cups	grams	cups
	2	37	4/8	41	4/8
	4	63	6/8	69	7/8
	6	85	1	93	1 + 1/8
	8	105	1 + 2/8	116	1 + 3/8
	10	125	1 + 4/8	137	1 + 5/8
	15	169	2 + 1/8	186	2 + 2/8
	20	210	2 + 5/8	230	2 + 7/8
	25	248	3	272	3 + 3/8
	30	284	3 + 4/8	312	3 + 7/8
	35	319	3 + 7/8	351	4 + 2/8
	40	352	4 + 3/8	388	4 + 6/8
	45	385	4 + 6/8	423	5 + 1/8
	50	417	5 + 1/8	458	5 + 5/8
	55	447	5 + 4/8	492	6
	60	478	5 + 7/8	525	6 + 3/8
	70	536	6 + 5/8	590	7 + 2/8
	80	593	7 + 2/8	652	8

Weight loss: Individual target weight is determined and then feeding amount established. The recommended daily intake is based on the dog's ideal weight. The starting ration may need to be adjusted during follow-up visits, based on each individual's response and the rate of weight loss. An objective of losing 1-3% bodyweight per week is generally achievable over the first 3 months; and of 0.5-2% afterwards.

Maintenance after weight loss: Energy requirements to maintain stable body weight after weight loss are lower than those of dogs that have never had obesity. Based on current scientific knowledge, our maintenance after weight loss rations are calculated by increasing the weight loss ration by about 10%. It is recommended to divide the daily intake into at least 3 meals and have fresh water available at all times. Maximum benefits on mobility support are expected after 6 to 8 weeks feeding.

ROYAL CANIN® SATIETY + MOBILITY dry is a complete dietetic feed for dogs formulated for the reduction of excessive body weight.

RECOMMENDATIONS: your advice as a veterinarian is necessary before use of this diet. Feed until target body weight is achieved and after if required to maintain target body weight. For an efficient weight loss or ideal weight maintenance, the recommended daily energy intake should not be exceeded. The diet may be continued for the dog's lifetime with vet follow-up.

RECOMMENDED FOR CASES OF

Weight management:

- Overweight/obesity: weight loss and maintenance after weight loss
- Stabilised diabetes mellitus with overweight/obesity
- Hyperlipidemia with overweight/obesity

Mobility:

- Decreased mobility
- Joints in need of support after orthopaedic surgery or trauma

NOT RECOMMENDED IN CASES OF

- Growth, gestation/lactation
- Underweight
- Conditions where high fibre content is not recommended (eg: chronic constipation/history of constipation in response to a high fibre diet)



EFFECTIVE WEIGHT MANAGEMENT

Provides safe weight loss and helps avoid weight regain. 97% of dogs lost weight in 3 months using this nutritional approach*.



BEGGING CONTROL

High level of selected fibres helps keep dogs satisfied between meals. Nutritional approach shown to help control begging in 83% of dogs during weight loss*.



LOW CALORIE

Overweight can negatively impact mobility. Low calorie content to help achieve and maintain an ideal body weight, thus supporting healthy mobility.



JOINT COMPLEX

Increased level of green-lipped mussel and high level of omega-3 fatty acids (EPA+DHA) to support mobility and help maintain healthy joints.

*Fanagan J et al (2017) Success of a weight loss plan for overweight dogs: The results of an international weight loss study. *PLoS ONE* 12(9):e0184199.

KEY VALUES

	Per 1000 kcal	Per 100 g as fed
Moisture	36.57 g	9.50 g
Protein	115 g	30 g
Fat content	40.42 g	10.50 g
Crude fibre	64.67 g	16.80 g
Ash	23.09 g	6 g
Carbohydrate (NFE)	105 g	27.20 g
Dietary fibre	108 g	28.10 g
Omega-6 fatty acids	8.01 g	2.08 g
Omega-3 fatty acids	4.50 g	1.17 g
EPA + DHA	3.08 g	0.80 g
Glucosamine + Chondroitin	770 mg	200 mg
Calcium	3.70 g	0.96 g
Phosphorus	2.81 g	0.73 g
Sodium	1.15 g	0.30 g
Chloride	3.73 g	0.97 g
Magnesium	0.31 g	0.08 g
Vitamin D	384.91 IU	100 IU
Vitamin E	277.14 IU	72 IU
Vitamin C	115.47 mg	30 mg
Metabolisable energy**		259.80 kcal

**Calculated according to NRC 2006.

COMPOSITION

Vegetable fibres, dehydrated poultry proteins, wheat gluten, manioc (tapioca), wheat, maize gluten, hydrolysed animal proteins, maize, beet pulp, animal fats, fish oil, minerals, maize flour, psyllium husks and seeds, soy oil, fructo-oligosaccharides, New Zealand green-tipped mussel powder (GLM) (0.45%), algal oil Schizochytrium sp. (source of EPA-DHA), glucosamine from fermentation, marigold meal, hydrolysed cartilage (source of chondroitin 0.01%).

ADDITIVES (KG)***

Nutritional additives: Vitamin A: 19200 IU, Vitamin D3: 1000 IU, Iron [3b103]: 30 mg, Iodine [3b201, 3b202]: 3 mg, Copper [3b405, 3b406]: 9 mg, Manganese [3b502, 3b504]: 39 mg, Zinc [3b603, 3b605, 3b606]: 132 mg, Selenium [3b801, 3b811, 3b812]: 0.04 mg - Preservatives - Antioxidants.

*** Values reflect only levels added to the formula, not those naturally occurring in components of the diet.





RENAL + MOBILITY

RENAL + MOBILITY



Available in 3.5, and 9 kg bags

RECOMMENDED DAILY INTAKE & FEEDING DURATION

	DOG'S WEIGHT (kg)	BODY CONDITION					
		THIN		NORMAL		OVERWEIGHT	
		grams	cups	grams	cups	grams	cups
ADULT DOG	2	53	5/8	47	4/8	40	3/8
	4	89	1	78	7/8	68	6/8
	6	121	1 + 2/8	106	1 + 1/8	92	1
	8	150	1 + 5/8	132	1 + 3/8	114	1 + 2/8
	10	177	1 + 7/8	156	1 + 5/8	135	1 + 4/8
	15	240	2 + 5/8	211	2 + 2/8	183	2
	20	298	3 + 1/8	262	2 + 6/8	227	2 + 3/8
	25	352	3 + 6/8	310	3 + 2/8	268	2 + 7/8
	30	404	4 + 3/8	356	3 + 6/8	307	3 + 2/8
	35	454	4 + 7/8	399	4 + 2/8	345	3 + 5/8
	40	501	5 + 3/8	441	4 + 6/8	381	4 + 1/8
	45	548	5 + 7/8	482	5 + 1/8	416	4 + 4/8
	50	593	6 + 3/8	522	5 + 5/8	450	4 + 6/8
	55	637	6 + 6/8	560	6	484	5 + 1/8
	60	679	7 + 2/8	598	6 + 3/8	516	5 + 4/8
	70	763	8 + 1/8	671	7 + 1/8	580	6 + 2/8
	80	843	9	742	7 + 7/8	641	6 + 7/8

It is recommended to divide the daily intake into 2 meals and have fresh water available at all times.

Renal diets are recommended as soon as creatinine goes out of reference range (from CKD late stage 2) and/or as soon as there is proteinuria, before the disease further progresses and before inappetence develops. A food transition over 4-7 days is recommended. Maximum benefits on mobility support are expected after 6 to 8 weeks feeding.

ROYAL CANIN® RENAL + MOBILITY dry is a complete dietetic feed for dogs formulated for the support of renal function in case of chronic renal insufficiency, with restricted level of phosphorus and high quality proteins.

RECOMMENDATIONS: your advice as a veterinarian is necessary before use and before extending the period of use of this diet. For the support of renal function in case of chronic renal insufficiency, feed this diet initially up to 6 months before recheck. The diet may be continued for the dog's lifetime with vet follow-up.

RECOMMENDED FOR CASES OF

Renal disease:

- Azotaemic Chronic Kidney Disease (IRIS late stage 2 to stage 4)
- Chronic Kidney Disease with proteinuria (IRIS stage 1 to 4)

✦ Mobility:

- Decreased mobility
- Joints in need of support after orthopaedic surgery or trauma

Other:

- Reduction of recurrence of urate or cystine urolithiasis in dogs with impaired renal function

NOT RECOMMENDED IN CASES OF

- Growth, gestation/lactation
- Pancreatitis



RENAL SUPPORT

Formulated with low phosphorus and moderate protein of high quality to support renal function, helping to improve the dog's quality of life.



HIGH ENERGY

High energy content to reduce meal volume and help compensate for a decreased appetite.



JOINT COMPLEX

With Green Lipped Mussel and omega-3 fatty acids (EPA+DHA) to support mobility and help maintain healthy joints.



AGEING SUPPORT

Highly digestible formula enriched with vitamins to support healthy ageing.

KEY VALUES

	Per 1000 kcal	Per 100 g as fed
Moisture	23.95 g	9.50 g
Protein	34.04 g	13.50 g
Fat content	44.13 g	17.50 g
Crude fibre	5.80 g	2.30 g
Ash	10.09 g	4 g
Carbohydrate (NFE)	134 g	53.20 g
Dietary fibre	20.17 g	8 g
Omega-6 fatty acids	9.61 g	3.81 g
Omega-3 fatty acids	3.05 g	1.21 g
EPA + DHA	1.66 g	0.66 g
Glucosamine + Chondroitin	276mg	110 mg
Calcium	0.98 g	0.39 g
Phosphorus	0.50 g	0.20 g
Sodium	0.88 g	0.35 g
Chloride	2.07 g	0.82 g
Magnesium	0.25 g	0.10 g
Potassium	1.51 g	0.60 g
Vitamin D	277 IU	110 IU
Vitamin E	123.55 IU	49 IU
Metabolisable energy*		396.60 kcal

*Calculated according to NRC 2006.
Essential fatty acid (linoleic acid): 3.64 %

COMPOSITION

Maize flour, rice, animal fats, wheat flour, maize gluten**, wheat, hydrolysed poultry liver, beet pulp, wheat gluten**, minerals, fish oil, vegetable fibres, soya oil, dried tomato pulp (source of lycopene), psyllium husks and seeds, sodium butyrate, fructo-oligosaccharides, New Zealand green-lipped mussel powder (GLM) (0.3%), mono- and diglycerides of palmitic and stearic acids esterified with citric acid, algal oil Schizochytrium sp. (source of EPA+DHA), glucosamine from fermentation, marigold meal, hydrolysed cartilage (source of chondroitin 0.009%).

**Protein sources: 9.1%.

ADDITIVES (KG)***

Nutritional additives: Vitamin A: 17 900 IU, Vitamin D3: 1 100 IU, Vitamin E: 490 mg, Vitamin C: 300 mg, Iron (3b103): 45 mg, Iodine (3b201, 3b202): 4.5 mg, Copper (3b405, 3b406): 13.8 mg, Manganese (3b502, 3b504): 59 mg, Zinc (3b603, 3b605, 3b606): 153 mg, Selenium (3b801, 3b811, 3b812): 0.06 mg - Technological additives: Clinoptilolite of sedimentary origin: 5 g - Preservatives - Antioxidants.

*** Values reflect only levels added to the formula, not those naturally occurring in components of the diet.



RENAL + HYPOALLERGENIC



Available in 4 and 10 kg bags

RECOMMENDED DAILY INTAKE & FEEDING DURATION

	DOG'S WEIGHT (kg)	BODY CONDITION		
		THIN	NORMAL	OVERWEIGHT
		grams	grams	grams
ADULT DOG	2	52 g	46 g	40 g
	4	88 g	77 g	67 g
	6	119 g	105 g	90 g
	8	148 g	130 g	112 g
	10	174 g	153 g	133 g
	15	236 g	208 g	180 g
	20	293 g	258 g	223 g
	25	347 g	305 g	263 g
	30	398 g	350 g	302 g
	35	446 g	393 g	339 g
	40	493 g	434 g	375 g
	45	539 g	474 g	409 g
	50	583 g	513 g	443 g
	55	626 g	551 g	476 g
	60	669 g	588 g	508 g
	70	750 g	660 g	570 g
	80	829 g	730 g	630 g

ROYAL CANIN® RENAL + HYPOALLERGENIC dry is a complete dietetic feed for dogs formulated for the support of renal function in the case of chronic renal insufficiency and for the reduction of ingredient and nutrient intolerance. Restricted level of phosphorus. Hydrolysed protein sources and selected carbohydrate sources.

Renal diets are recommended as soon as creatinine goes out of reference range (from IRS stage 2), before the disease further progresses, and before inappetence develops. When a food allergy or a food intolerance is suspected, the dog's diet should be changed using classical food transition. RENAL + HYPOALLERGENIC diet may be continued for the dog's lifetime.

It is recommended that a veterinarian's opinion be sought before use and before extending the period of use.

It is recommended to divide the daily intake into 2 meals.

Fresh water should be available at all times



RECOMMENDED FOR CASES OF

Renal disease

- Azotaemic Chronic Kidney Disease (IRIS stages 2 to 4)
- Chronic Kidney Disease with proteinuria (IRIS stages 1 to 4)

✦ Dermatological/GI conditions:

- Adverse Food Reactions (AFR)
- Canine Atopic dermatitis
- Chronic diarrhoea
- Inflammatory Bowel Disease (IBD)
- Exocrine Pancreatic Insufficiency (EPI)

Other:

- Management of recurrence of urolithiasis requiring urine alkalinisation (urate and cystine) in dogs with impaired renal function and/or AFR

NOT RECOMMENDED FOR CASES OF

- Pancreatitis
- Growth, gestation/lactation



RENAL SUPPORT

Formulated with low phosphorus and moderate protein of high quality to support renal function.



ADAPTED ENERGY

Adapted energy content to reduce meal volume and help compensate for a decreased appetite.



HYDROLYSED PROTEIN

Hydrolysed protein with low molecular weight to ensure the food is hypoallergenic.



SKIN BARRIER

Formulated to support the skin's natural protective barrier for optimal skin health.

KEY VALUES

	Per 1000Kcal	Per 100g as fed
Moisture	23.57 g	9.5 g
Protein	34.73 g	14 g
Fat content	47.13 g	19 g
Crude Fibre	5.71 g	2.3 g
Ash	10.42 g	4.2 g
Carbohydrate (NFE)	126.52 g	51 g
Dietary Fibre	16.62 g	6.7 g
Omega-6	10.49 g	4.23 g
Omega-3	2.6 g	1.05 g
EPA + DHA	1.24 g	0.5 g
Calcium	0.74 g	0.3 g
Phosphorus	0.45 g	0.18 g
Sodium	0.87 g	0.35 g
Chloride	2.21 g	0.89 g
Potassium	1.49 g	0.6 g
Magnesium	0.15 g	0.06 g
Zinc	40.44 mg	16.3 mg
Vitamin D	198.46	80 IU
Vitamin A	8434.63IU	3400 IU
Metabolisable energy*		403.1 Kcal

*Calculated according to NRC 2006 CF.
Essential Fatty Acid (Linoleic Acid): 4.02 %.

COMPOSITION

Rice flour, animal fats, rice, hydrolysed soya protein isolate, chicory pulp, soya oil, fish oil, vegetable fibres, minerals, fructo-oligosaccharides, sodium butyrate, borage oil, marigold meal. Carbohydrate sources: rice flour (44.5%), rice (12.6%). Protein source: hydrolysed soya protein isolate (8.8%).

ADDITIVES (KG)**

Nutritional additives: Vitamin A: 28500 IU, Vitamin D3: 800 IU, Iron (3b103): 39 mg, Iodine (3b201, 3b202): 3.5 mg, Copper (3b405, 3b406): 14 mg, Manganese (3b502, 3b504): 51 mg, Zinc (3b603, 3b605, 3b606): 151 mg, Selenium (3b801, 3b811, 3b812): 0.24 mg - Technological additives: Clinoptilolite of sedimentary origin: 10 g - Preservatives - Antioxidants.

** Values reflect only levels added to the formula, not those naturally occurring in components of the diet.



RENAL + HYPOALLERGENIC

CARDIAC



Available in
2, 7.5 and 14 kg
bags

RECOMMENDED DAILY INTAKE & FEEDING DURATION

ADULT DOG	DOG'S WEIGHT (kg)	BODY CONDITION		
		THIN	NORMAL	OVERWEIGHT
		grams	grams	grams
	2	51	44	38
	4	85	75	65
	6	115	101	88
	8	143	126	109
	10	169	149	128
	15	229	202	174
	20	284	250	216
	25	336	296	255
	30	385	339	293
	35	433	381	329
	40	478	421	363
	45	522	460	397
	50	565	497	430
	55	607	534	461
	60	648	570	493
	70	728	640	553
	80	804	708	611

ROYAL CANIN® CARDIAC dry is a complete dietetic feed for dogs formulated for the support of heart function in the case of chronic cardiac insufficiency. Restricted level of sodium.

RECOMMENDATIONS: It is recommended that advice from a veterinarian be sought before use. Feed CARDIAC dry initially up to 6 months. A follow up evaluation with a veterinarian should be performed every 6 months before extending the period of use. The diet should be started at the time of diagnosis and can be continued for the dog's lifetime.

CARDIAC DISORDERS

RECOMMENDED FOR CASES OF

- Cardiovascular disease
- Congestive heart failure
- Hypertension

NOT RECOMMENDED IN CASE OF

- Growth, gestation/lactation
- Obesity
- CKD IRIS stage 3 to 4



CARDIAC SUPPORT

Formulated with nutrients which help support heart function.



EPA+DHA

EPA+DHA are long chain omega-3 fatty acids that help support cardiovascular function.



LOW SODIUM

Restricted level of sodium to help reduce the workload on the heart.

KEY VALUES	Per 1000Kcal	Per 100g as fed
Moisture	22.85g	9.5g
Protein	62.5g	26.0g
Fat Content	48.10g	20g
Crude Fibre	4.09g	1.7g
Ash	12.03g	5.0g
Carbohydrate (NFE)	90.91g	37.8g
Dietary Fibre	13.23 g	5.50 g
Omega-6	9.50 g	3.95 g
Omega-3	2.04 g	0.85 g
EPA + DHA	0.91 g	0.38 g
Calcium	2.00 g	0.83 g
Phosphorus	1.37 g	0.57 g
Sodium	0.67 g	0.28 g
Magnesium	0.36 g	0.15 g
L-carnitine	19.96 mg	83.00 mg
Potassium	1.92 g	0.80 g
Taurine	0.82 g	0.34 g
Vitamine E	120.00 mg	50.00 mg
Metabolisable energy*		415.80 Kcal

*Calculated according to NRC 2006 CF.

COMPOSITION

Rice, dehydrated poultry protein, maize flour, animal fats, maize gluten, egg powder, hydrolysed animal proteins, minerals, beet pulp, fish oil, vegetable fibres, soya oil, yeasts products, fructo-oligosaccharides, marigold meal.

ADDITIVES (KG)*

Nutritional additives: Vitamin A 18940 IU, Vitamin D3 1200 IU, Vitamin E: 500mg, Vitamin C: 301mg, Taurine: 3.4g, Iron [3b103] 43mg, Iodine [3b201, 3b202] 4.3mg, Copper [3b405, 3b406] 13mg, Manganese [3b502, 3b504] 56mg, Zinc [3b603, 3b605, 3b606] 137mg, Selenium [3b801, 3b811, 3b812] 0.08mg - Antioxidants.

*Values reflect only levels added to the formula, not those naturally occurring in components of the diet.

CARDIAC



LOAF

Available in
410g can

RECOMMENDED DAILY INTAKE & FEEDING DURATION

ADULT DOG	DOG'S WEIGHT (kg)	BODY CONDITION					
		THIN		NORMAL		OVERWEIGHT	
		grams	cans	grams	cans	grams	cans
	2	160	2/4	141	1/4	122	1/4
	4	269	3/4	237	2/4	204	2/4
	6	365	1	321	3/4	277	3/4
	8	453	1	398	1	344	3/4
	10	535	1 + 1/4	471	1 + 1/4	407	1
	15	725	1 + 3/4	638	1 + 2/4	551	1 + 1/4
	20	900	2 + 1/4	792	2	684	1 + 3/4
	25	1064	2 + 2/4	936	2 + 1/4	808	2
	30	1219	3	1073	2 + 2/4	927	2 + 1/4
	35	1369	3 + 1/4	1205	3	1040	2 + 2/4
	40	1513	3 + 3/4	1332	3 + 1/4	1150	2 + 3/4
	45	1653	4	1454	3 + 2/4	1256	3
	50	1789	4 + 1/4	1574	3 + 3/4	1359	3 + 1/4
	55	1921	4 + 3/4	1691	4	1460	3 + 2/4
	60	2051	5	1805	4 + 2/4	1559	3 + 3/4
	70	2302	5 + 2/4	2026	5	1750	4 + 1/4
	80	2545	6 + 1/4	2239	5 + 2/4	1934	4 + 3/4

This diet should be started at the time of diagnosis and its use should be re-evaluated every 6 months in conjunction with a clinical examination.

One can is equivalent to 123 g of Cardiac dry product.

CARDIAC DISORDERS

RECOMMENDED FOR CASES OF

- Cardiovascular disease
- Congestive heart failure
- Hypertension

NOT RECOMMENDED IN CASE OF

- Growth, gestation/lactation
- Obesity
- IRIS stage 3 or 4 CKD



CARDIAC SUPPORT

Formulated with nutrients including L-carnitine and taurine to help support heart function.



EPA+DHA

EPA+DHA are long chain omega-3 fatty acids that help support cardiovascular function.



LOW SODIUM

Restricted level of sodium to help reduce the workload on the heart.

KEY VALUES	Per 1000Kcal	Per 100g as fed
Moisture	589.89 g	73.50 g
Protein	61.70 g	8.10 g
Fat Content	56.98 g	7.10 g
Crude Fibre	6.41 g	0.80 g
Ash	11.22 g	1.40 g
Carbohydrate (NFE)	72.92 g	9.10 g
Dietary Fibre	12.02 g	1.50 g
Omega-6	13.62 g	1.70 g
Omega-3	3.85 g	0.48 g
EPA + DHA	2.00 g	0.30 g
L-carnitine	192.62 mg	24.00 mg
Calcium	1.93 g	0.25 g
Phosphorus	1.52 g	0.19 g
Sodium	0.48 g	0.06 g
Potassium	1.68 g	0.21 g
Magnesium	0.32 g	0.04 g
Taurine	1.76 g	0.21 g
Vitamin E	192.00 IU	24.00 IU
Metabolisable energy*		124.80 Kcal

*Calculated according to NRC 2006 CF.

COMPOSITION

Poultry by-products, rice, pork by-products, fish oil, pork gelatine, powder cellulose, sunflower oil refined, minerals, marigold meal.

ADDITIVES (KG)**

Nutritional additives: Vitamin D3: 280 IU, Vitamin E: 240 mg, Vitamin C: 100 mg, Taurine: 2.2 g, Iron [3b103]: 8 mg, Iodine [3b202]: 0.41 mg, Copper [3b405, 3b406]: 3.3 mg, Manganese [3b502, 3b503, 3b504]: 2.3 mg, Zinc [3b603, 3b605, 3b606]: 23 mg.

**Values reflect only levels added to the formula, not those naturally occurring in components of the diet.

DOGS MIX FEEDING GUIDELINES



24H

MIX: EARLY RENAL DOG DRY +
EARLY RENAL DOG THIN SLICES IN GRAVY

100g POUCH

DOGS WEIGHT (kg)	POUCH	BODY CONDITION		
		THIN	NORMAL	OVERWEIGHT
		DRY (g)	DRY (g)	DRY (g)
2	1/2+	40	34	28
4	1+	64	54	43
6	1+	96	82	67
8	1+	125	107	89
10	1+	153	132	110
15	1+	216	187	158
20	2+	249	213	177
25	2+	304	261	219
30	2+	356	307	258
35	2+	405	351	296
40	2+	453	393	332
45	2+	500	434	368
50	2+	545	474	402
55	2+	589	512	436
60	2+	632	550	468
70	2+	716	624	532
80	2+	796	695	593

One pouch is equivalent to 24g of Early Renal dry product.



24H

MIX: RENAL DOG DRY* +
RENAL DOG THIN SLICES IN GRAVY

100g POUCH

DOGS WEIGHT (kg)	POUCH	BODY CONDITION		
		THIN	NORMAL	OVERWEIGHT
		DRY (g)	DRY (g)	DRY (g)
2	1/2+	40	34	28
4	1+	64	53	42
6	1+	95	81	66
8	1+	124	106	88
10	1+	151	130	109
15	1+	214	185	157
20	2+	246	211	175
25	2+	300	258	216
30	2+	352	304	255
35	2+	401	347	293
40	2+	449	389	329
45	2+	495	429	364
50	2+	540	469	398
55	2+	583	507	431
60	2+	626	545	464
70	2+	709	618	527
80	2+	789	688	588

* All **RENAL** dry diets for dogs can be considered [the metabolisable energy levels of the three diets **RENAL**, **RENAL SPECIAL**, **RENAL SELECT** and **RENAL SMALL DOG** are similar. Calculation here based on **RENAL** metabolisable energy.



24H

MIX: RENAL DOG DRY* +
RENAL DOG LOAF**

410g CAN





DOGS WEIGHT (kg)	CAN	BODY CONDITION		
		THIN	NORMAL	OVERWEIGHT
		DRY (g)	DRY (g)	DRY (g)
2	1/4+	10	4	-
4	1/4+	46	35	25
6	1/4+	78	63	49
8	1/2+	67	46	28
10	1/2+	91	70	49
15	1/2+	157	125	96
20	1+	126	90	54
25	1+	180	138	96
30	1+	231	183	135
35	1+	280	226	172
40	1+	328	268	208
45	1+	374	309	243
50	1+	419	348	277
55	1+	463	387	311
60	1+	505	424	343
70	1+	588	497	406
80	1+	668	568	467

* All **RENAL** dry diets for dogs can be considered [the metabolisable energy levels of the four diets **RENAL**, **RENAL SPECIAL**, **RENAL SELECT** and **RENAL SMALL DOG** are similar. Calculation here based on **RENAL** metabolisable energy].

Both **RENAL loaf 410g can diets for dogs can be considered [the metabolisable energy levels of **RENAL** loaf 410g can and **RENAL SPECIAL** loaf 410g can are similar. Calculation here based on **RENAL** loaf 410g metabolisable energy].





24H		MIX: CARDIAC DOG DRY + CARDIAC DOG LOAF			410g CAN
DOGS WEIGHT (kg)	CAN 	BODY CONDITION			
					
		THIN	NORMAL	OVERWEIGHT	
		DRY (g)	DRY (g)	DRY (g)	
2	1/4 +	18	12	6	
4	1/4 +	53	42	32	
6	1/4 +	83	69	55	
8	1/2 +	78	61	44	
10	1/2 +	104	84	64	
15	1/2 +	164	137	109	
20	1+	155	121	87	
25	1+	207	166	126	
30	1+	256	210	163	
35	1+	303	251	199	
40	1+	349	291	234	
45	1+	393	330	267	
50	1+	436	368	300	
55	1+	478	405	332	
60	1+	519	441	363	
70	1+	598	511	423	
80	1+	675	578	482	

One can is equivalent to 123 g of Cardiac dry product.





GUIDELINES

NUTRITION OF CRITICALLY ILL PATIENTS

When managing a critical care patient, the delivery of adequate and appropriate nutrition is key. Below are some guidelines for assessing your feline and canine cases and implementing a feeding plan.



STEPS TO ESTABLISHING A FEEDING PROTOCOL

1

CALCULATE DAILY RESTING ENERGY REQUIREMENTS (RER) DURING HOSPITALISATION

for adult dogs/cats: RER (Resting Energy Requirements)

- RER (in kcal) = $70 \times (\text{body weight in kg})^{0.75}$

2

ASSESS INDICATIONS FOR ASSISTED FEEDING FOR PATIENTS IN ADVANCED STAGES OF CHRONIC RENAL INSUFFICIENCY

- Anorexia ≥ 3 days and/or hyporexia (consumption $\leq 80\%$ RER) ≥ 5 days
- Inability to eat (e.g. jaw fractures, neuro cases)



CHOOSE A TUBE

3

Nasoesophageal/ Nasogastric tubes	Short term (<5 days)	Inexpensive Easy to place No general anaesthesia required	Requires a completely liquid diet, limiting choice. Some animals will not eat with these tubes in place.
Oesophagostomy tubes	Long term	Inexpensive Easy to place Can use calorically dense diets	Requires general anaes- thesia for placement. Cellulitis and infection can develop at the stoma site

REFEEDING SCHEDULE

4

Anorexia duration	Recommendation	Application*
No anorexia	Assess tolerance 1st day	D1: 1/2 RER; D2: RER
Anorexia <3 days	Reach RER over 3 days	D1: 1/3 RER; D2: 2/3 RER, D3: RER
Anorexia ≥ 3 days	Reach RER over 5 days	D1: 1/4 RER; D2: 1/2 RER, D3: 2/3 RER, D4: 3/4 RER, D5: RER

* To be adjusted according to the patient's tolerance

ENCOURAGING SPONTANEOUS FEEDING

- Offer the patient its usual food (in a familiar format)
- Warm food to enhance flavours
- Avoid medications in food or painful procedures (to avoid food aversion)
- Weigh food before and after meals to check calorie consumption (goal: $> \text{RER}$ if not combined with tube feeding)

TUBE FEEDING TOP TIPS

- Check tube placement prior to use**
- Warm all food to room or body temperature prior to use
- Administer the feed over 15-20 minutes. Stop feeding if the patient begins to retch, vomit or regurgitate and reassess
- Flush the tube before and after feeding with warm water to clear the tube of any food. Recap the tube securely
- Tube blockage – instill 5-20mls of carbonated drink and leave for 1-2 hours to dissolve blockage. If the blockage is still present, the tube position may need to be checked

** Check tube position prior to use: use the lines on the tube to detect a possible migration. For naso-oesophageal tubes and oesophagostomy tubes, the following may help ensuring the right position of the tube:

- Instill 2-5mls of sterile saline solution – no cough response should be seen
- Aspirate the tube using an empty syringe – a vacuum should be present
- Radiography

Check the stoma site for signs of pain, swelling or discharge. This should be done at each feed.



REFEEDING SCHEDULES ACCORDING TO ANOREXIA DURATION

ANOREXIA < 3 DAYS							
BW (kg)	RER (kcal)	Day 1 1/3 RER		Day 2 2/3 RER		Day 3 100% RER	
		Daily volume (ml) to split in ≥ 4 meals		Daily volume (ml) to split in ≥ 4 meals		Daily volume (ml) to split in ≥ 4 meals	
		1 kcal/ml	1.5 kcal/ml	1 kcal/ml	1.5 kcal/ml	1 kcal/ml	1.5 kcal/ml
2	118	39	26	78	52	118	78
2.5	139	46	31	93	62	139	93
3	160	53	35	106	71	160	106
3.5	179	60	40	119	80	179	119
4	198	66	44	132	88	198	132
4.5	216	72	48	144	96	216	144
5	234	78	52	156	104	234	156
5.5	251	84	56	168	112	251	168
6	268	89	60	179	119	268	179
6.5	285	95	63	190	127	285	190
7	301	100	67	201	134	301	201
7.5	317	106	70	211	141	317	211
8	333	111	74	222	148	333	222
9	364	121	81	242	162	364	242
10	394	131	87	262	175	394	262
11	423	141	94	282	188	423	282
12	451	150	100	301	201	451	301
13	479	160	106	319	213	479	319
14	507	169	113	338	225	507	338
15	534	178	119	356	237	534	356
16	560	187	124	373	249	560	373
17	586	195	130	391	260	586	391
18	612	204	136	408	272	612	408
19	637	212	142	425	283	637	425
20	662	221	147	441	294	662	441
25	783	261	174	522	348	783	522
30	897	299	199	598	399	897	598
35	1007	336	224	672	448	1007	672
40	1113	371	247	742	495	1113	742
45	1216	405	270	811	541	1216	811
50	1316	439	292	877	585	1316	877

ANOREXIA ≥ 3 DAYS									
Day 1 1/4 RER		Day 2 1/2 RER		Day 3 2/3 RER		Day 4 3/4 RER		Day 5 100% RER	
Daily volume (ml) to split in ≥ 4 meals		Daily volume (ml) to split in ≥ 4 meals		Daily volume (ml) to split in ≥ 4 meals		Daily volume (ml) to split in ≥ 4 meals		Daily volume (ml) to split in ≥ 4 meals	
1 kcal/ml	1.5 kcal/ml	1 kcal/ml	1.5 kcal/ml	1 kcal/ml	1.5 kcal/ml	1 kcal/ml	1.5 kcal/ml	1 kcal/ml	1.5 kcal/ml
29	20	59	39	78	52	88	59	118	78
35	23	70	46	93	62	104	70	139	93
40	27	80	53	106	71	120	80	160	106
45	30	90	60	119	80	134	90	179	119
49	33	99	66	132	88	148	99	198	132
54	36	108	72	144	96	162	108	216	144
59	39	117	78	156	104	176	117	234	156
63	42	126	84	168	112	189	126	251	168
67	45	134	89	179	119	201	134	268	179
71	47	142	95	190	127	214	142	285	190
75	50	151	100	201	134	226	151	301	201
79	53	159	106	211	141	238	159	317	211
83	55	166	111	222	148	250	166	333	222
91	61	182	121	242	162	273	182	364	242
98	66	197	131	262	175	295	197	394	262
106	70	211	141	282	188	317	211	423	282
113	75	226	150	301	201	338	226	451	301
120	80	240	160	319	213	359	240	479	319
127	84	253	169	338	225	380	253	507	338
133	89	267	178	356	237	400	267	534	356
140	93	280	187	373	249	420	280	560	373
147	98	293	195	391	260	440	293	586	391
153	102	306	204	408	272	459	306	612	408
159	106	319	212	425	283	478	319	637	425
166	110	331	221	441	294	497	331	662	441
196	130	391	261	522	348	587	391	783	522
224	150	449	299	598	399	673	449	897	598
252	168	504	336	672	448	755	504	1007	672
278	186	557	371	742	495	835	557	1113	742
304	203	608	405	811	541	912	608	1216	811
329	219	658	439	877	585	987	658	1316	877





UK

WWW.ROYALCANIN.COM/UK

NUTRITIONAL HELPLINE

0800 717800

ROI

WWW.ROYALCANIN.COM/IE

NUTRITIONAL HELPLINE

1800 936074